

## Company Flash

# Italgas

## Positive 1H results; 2021 guidance confirmed

Italgas reported positive 1H21 results, in line with Bloomberg consensus. Cost efficiencies were confirmed as a driver for company results. Net debt was overall in line with year-end 2020, benefitting from positive seasonality on working capital. The company confirmed its full-year 2021 guidance. We maintain a BUY recommendation on Italgas' bonds.

### Italgas - Investment recommendations

	Sen Secured	Chg	Sen Unsec	Chg	Sub	Chg	Hybrid	Chg
Investment Grade	-	-	BUY	c	-	-	-	-
High Yield	-	-	-	-	-	-	-	-
Unrated	-	-	-	-	-	-	-	-

Note: c = confirmed; d = downgraded; u = upgraded; n = new; NA = not assigned; na = no action; U/R = under review.  
Source: Intesa Sanpaolo Research

### 1H21 Results

Italgas' 1H21 revenues were up 2.9% yoy, to EUR 665M. Regulated revenues from gas distribution were up 2.6% yoy, at EUR 642M, driven by RAB growth and a contribution from investments in Sardinia. These positive items more than offset the negative impact from lower allowed opex (-EUR 4M). Operating costs decreased by 4.7% yoy (to EUR 176M). EBITDA rose by 6% yoy, to EUR 489M (Bloomberg consensus: EUR 484M), while EBIT was up 10% despite slightly higher D&A costs (+1% yoy). On a quarterly basis, EBITDA rose by 8% yoy, to EUR 255M (Bloomberg consensus: EUR 250M). Net profit, net of minority interests, increased by 11% yoy, partly impacted by higher net financial costs due to the costs related to the bond buyback completed in February 2021 (EUR 6.4M). Net profit adjusted was up 14% yoy. Net debt rose by EUR 70M vs year-end 2020, to EUR 4,807M (EUR 4,737M net of IFRS 16 effects), with cash generation allowing the company to entirely cover technical investments (EUR 420M, +14% vs 1H20) and dividend payments (EUR 219M). In 1H21, working capital contributed EUR 196M to cash generation, mainly driven by the positive impact of billing seasonality. The net debt/EBITDA ratio (LTM) improved to 4.8x from 4.9x at year-end 2020.

### NEUTRAL Credit View

Part of the conference call focused on the first consultation document for the 2021 allowed return (WACC) review, recently published by the Italian Authority (ARERA). In the document, ARERA is proposing to maintain the WACC formula unchanged, with a calculation of a real pre-tax WACC based on factors including the cost of equity, the cost of debt, gearing levels and corporate tax rates. It also proposes changes for the calculation of some parameters to be included in the formula (eg, cost of debt, country risk premium). The document contained various proposals for a number of variables, making it difficult to provide a clear first simulation of potential impacts on new WACCs, in our view. However, the changes included in the document could potentially lead to a cut in rates above that forecast by the market before the publication of the paper (at around 50-60bps). According to our very preliminary simulation, a 50bps lower

28 July 2021: 16:09 CET  
Date and time of production

## Credit View NEUTRAL

Italy/Gas Distribution  
Results

### Key Results

EUR M	1H20	1H21
Sales	647	665
EBITDA	462	489
Margin (%)	71.4	73.5
	<b>31.12.20</b>	<b>30.6.21</b>
Net debt	4,737	4,807
Leverage (x)	4.9	4.8

Source: Intesa Sanpaolo research  
elaborations on company data

### Credit Ratings

	Rating	Outlook
Moody's	Baa2	Stable
Fitch	BBB+	Stable

Source: Bloomberg data

Report priced at market close on day prior to the issue (except where otherwise indicated)

### Intesa Sanpaolo Research Dept.

Alessandro Chiodini - Research Analyst  
+39 02 8794 1115  
alessandro.chiodini@intesaspaolo.com

WACC for gas distribution could translate to c.3-4% lower EBITDA for Italgas. A second document is scheduled to be presented by the end of October, with the final one to be presented in December. During the call, management did not make specific comments about the document, but reiterated its view that the regulator should take into account the peculiarity of the current environment as well as the Italian energy infrastructure's need for investments: "...we expect that the regulator will consider the extraordinary time we are facing, the need for investment infrastructure and therefore the need to support this sector" (Source: Bloomberg transcript of analyst call). Italgas reported solid 1H results, driven by a positive Q2 (EBITDA and EBIT were 2% and 4% above consensus, respectively). Cost efficiencies were confirmed as a driver for company results. Management confirmed the full-year 2021 guidance released in June, with the new 2021-2027 BP, which envisages: revenues of above EUR 1.35Bn, EBITDA at EUR 1Bn, EBIT of EUR 560-580M, capex at EUR 850-900M, and net debt at c.EUR 5Bn. We confirm our NEUTRAL Credit View on Italgas.

### Market Focus

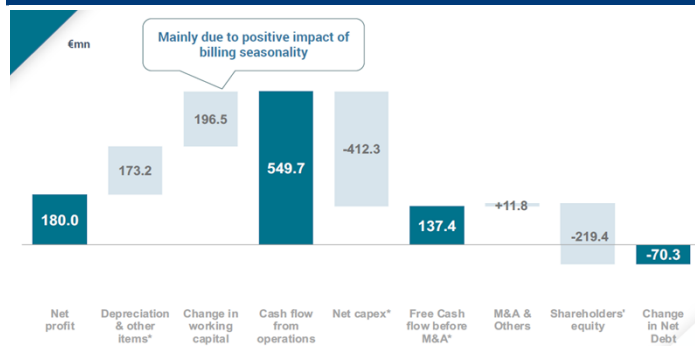
In the last month, Italgas' bonds have tightened by around 5-7bps on average, overall in line with the iBoxx Utilities IG index (-7bps). In terms of relative value, the issuer's bonds are currently trading wider compared to their main Italian peers (Snam and Terna), especially on longer maturities, eg: IGIM 1 12/11/31 +10 bps, in terms of ASW, vs SRGIM 0 5/8 06/30/31 and vs TRNIM 0 % 07/24/32. We consider the second consultation paper from ARERA, expected in October, as the current common main catalyst for this group of companies. We confirm our BUY recommendation on Italgas' bonds.

### Italgas main results

EUR M	2020A	2Q20A	2Q21C	2Q21A	% yoy	1H20A	1H21C	1H21A	% yoy
Sales	1,334	320	330	332	4.0	647	663	665	2.9
_of which regulated	1,286	311		321	3.4	626		642	2.6
EBITDA	971	235	250	255	8.4	462	484	489	5.9
<b>EBITDA margin</b>	<b>72.8</b>	<b>73.5</b>	<b>75.8</b>	<b>76.6</b>	<b>4.3</b>	<b>71.4</b>	<b>73.0</b>	<b>73.5</b>	<b>3.0</b>
Operating costs	362	-85		-77	-8.7	-185		-176	-4.9
EBIT	547	131	143	150	14.6	254	273	279	10.0
<b>EBIT margin</b>	<b>41.0</b>	<b>40.8</b>	<b>43.3</b>	<b>45.0</b>	<b>10.2</b>	<b>39.3</b>	<b>41.2</b>	<b>42.0</b>	<b>6.9</b>
Net financial expenses	-49	-13		-12	-6.3	-26		-32	23.1
Equity investments	2	0		1	400.0	1		1	10.0
Group net profit	383	79	90	95	19.7	154	170	171	11.0
Group net profit adj.	345	74		95	27.7	154		176	14.1
Capex	778					369	427	420	14.1
<b>Net debt</b>	<b>4,737</b>						<b>4,814</b>	<b>4,807</b>	<b>1.5</b>
<b>Net debt/EBITDA (x)</b>	<b>4.9</b>						<b>4.8</b>	<b>4.8</b>	

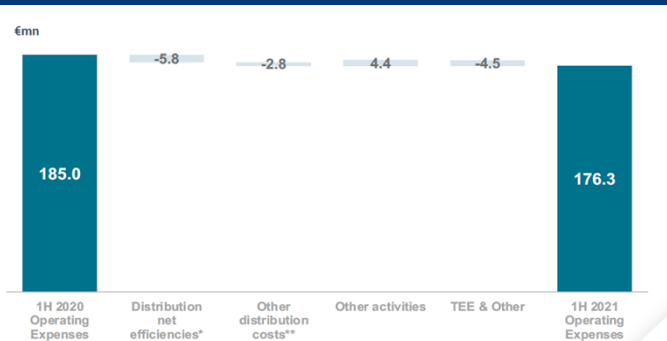
A: actual; C: consensus. Source: Intesa Sanpaolo Research elaboration on Company and Bloomberg data

## Italgas cash flow 1H21 (EUR M)



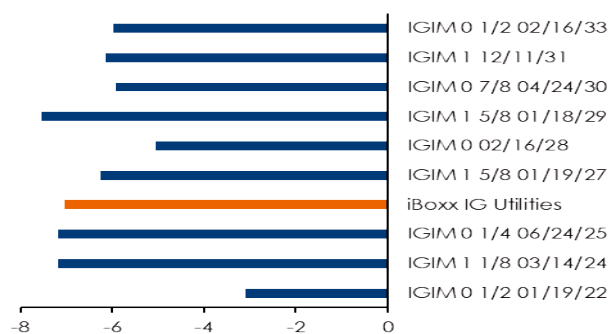
Source: Company data

## Italgas operating expenses 1H21 (EUR M)




Source: Company data

## Italgas selected bonds: one month performance (ASW, bps)



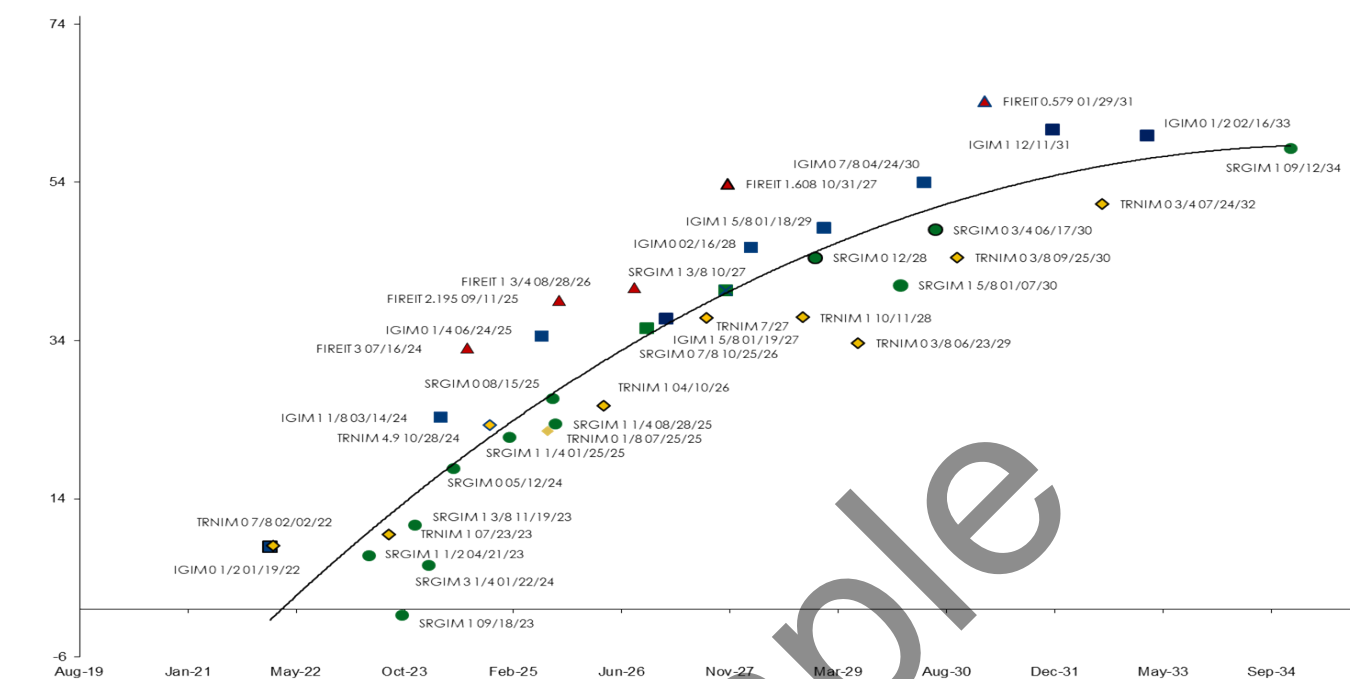
Source: Intesa Sanpaolo Research elaboration on Bloomberg data

## Italgas selected bonds (ASW, bps)



Source: Intesa Sanpaolo Research elaboration on Bloomberg data

### Italian "regulated" bonds (ASW, bps)



### Recommendations on Italgas' bonds (ASW spread, bps)

Date	Bond/CDS	Type	Spread	Rate	Buy/Sell	Entry level	Current level	Pick-up	Status
24.06.21	FIREIT 1.608 10/31/27	Sen	ASW	FX	BUY	63,4	51,8	11,6	OPEN
	IGIM 1 % 01/19/27	Sen	ASW	FX	SELL	44,1	34,6	-9,4	
08.04.21	IGIM 0 1/4 06/24/25	Sen	ASW	FX	BUY	40,3	32,8	7,5	OPEN
	IGIM 1 5/8 01/18/29	Sen	ASW	FX	SELL	44,7	45,9	1,2	
26.11.20	IGIM 0 1/4 06/24/25	Sen	ASW	FX	BUY	34,6	32,8	1,8	OPEN
	IGIM 1 5/8 01/19/27	Sen	ASW	FX	SELL	33,9	34,6	0,8	

Source: Intesa Sanpaolo Research elaboration on Bloomberg data on 28.07.21

### Italgas SpA bonds/CDS (ASW, bps)

Bond	Next call and price	Type	Outst. EUR M	Price	YTM %	SPRD TYPE	SPRD	-1W (bps)	-1M (bps)	YTD (bps)	52-week range		Ratings		
							28.7.21				max	min	Mdy	Fitch	BBG
Italgas SpA															
IGIM 0 1/2 01/19/22	-	FX	112	100.4	-0.4	ASW	8	-1	-4	-25	47	7	Baa2	BBB+	BBB
IGIM 1 1/8 03/14/24	-	FX	381	103.6	-0.2	ASW	24	-2	-9	-17	53	24	Baa2	BBB+	BBB
IGIM 0 1/4 06/24/25	-	FX	500	101.3	-0.1	ASW	33	-3	-9	-5	58	33	Baa2	BBB+	BBB
IGIM 1 5/8 01/19/27	-	FX	750	108.8	0.0	ASW	35	-3	-8	-2	62	34	Baa2	BBB+	BBB
IGIM 0 02/16/28¹	-	FX	500	98.7	0.2	ASW	45	-3	-7	0	53	44	Baa2	BBB+	BBB
IGIM 1 5/8 01/18/29	-	FX	750	110.3	0.2	ASW	46	-3	-6	5	74	38	Baa2	BBB+	BBB
IGIM 0 7/8 04/24/30	-	FX	600	104.2	0.4	ASW	52	-4	-9	11	67	37	Baa2	BBB+	BBB
IGIM 1 12/11/31	-	FX	500	104.5	0.6	ASW	59	-3	-7	15	73	40	Baa2	BBB+	BBB
IGIM 0 1/2 02/16/33¹	-	FX	500	98.5	0.6	ASW	58	-3	-8	0	67	54	Baa2	BBB+	BBB

Type: FX = Fixed; FL = Floating; VR = Variable; FT = Flat Trading. YTM: yield to maturity or yield to call for callable bonds. SPRD TYPE: ASW = Asset Swap. Ratings: reported in the table refer to individual issues. Notes: 1) YTD from launch date for bonds issued in 2021. Source: Intesa Sanpaolo Research elaboration on Bloomberg data at 12:07.

## Disclaimer

### Analyst certification

The financial analyst who prepared this report, and whose name and role appear on the first page, certifies that:

1. The views expressed on the companies mentioned herein accurately reflect independent, fair and balanced personal views; 2. No direct or indirect compensation has been or will be received in exchange for any views expressed.

### Specific disclosures

- Neither the analyst nor any person closely associated with the analyst has a financial interest in the securities of the companies.
- Neither the analyst nor any person closely associated with the analyst serves as an officer, director or advisory board member of the companies.
- The analyst named in the document is a member of AIAF.
- The analyst named in this document is not registered with or qualified by FINRA, the U.S. regulatory body with oversight over Intesa Sanpaolo IMI Securities Corp. Accordingly, the analyst may not be subject to FINRA Rule 2241 and NYSE Rule 472 with respect to communications with a subject company, public appearances and trading securities in a personal account. For additional information, please contact the Compliance Department of Intesa Sanpaolo IMI Securities Corp. at 212-326-1133.
- The analyst of this report does not receive bonuses, salaries, or any other form of compensation that is based upon specific investment banking transactions.
- The research department supervisors do not have a financial interest in the securities of the companies.

This research has been prepared by Intesa Sanpaolo SpA, and is distributed by Intesa Sanpaolo SpA, Intesa Sanpaolo-London Branch (a member of the London Stock Exchange) and Intesa Sanpaolo IMI Securities Corp. (a member of the NYSE and FINRA). Intesa Sanpaolo SpA accepts full responsibility for the contents of this report and also reserves the right to issue this document to its own clients. Intesa Sanpaolo SpA, is authorised by the Banca d'Italia and is regulated by the Financial Services Authority in the conduct of designated investment business in the UK and by the SEC for the conduct of US business.

Opinions and estimates in this research are as at the date of this material and are subject to change without notice to the recipient. Information and opinions have been obtained from sources believed to be reliable, but no representation or warranty is made as to their accuracy or correctness. Past performance is not a guarantee of future results. The investments and strategies discussed in this research may not be suitable for all investors. If you are in any doubt you should consult your investment advisor.

This report has been prepared solely for information purposes and is not intended as an offer or solicitation with respect to the purchase or sale of any financial products. It should not be regarded as a substitute for the exercise of the recipient's own judgment. No Intesa Sanpaolo SpA entity accepts any liability whatsoever for any direct, consequential or indirect loss arising from any use of material contained in this report. This document may only be reproduced or published together with the name of Intesa Sanpaolo SpA.

Intesa Sanpaolo SpA has in place the Conflicts of Interest Management Rules for managing effectively the conflicts of interest which might affect the impartiality of all investment research which is held out, or where it is reasonable for the user to rely on the research, as being an impartial assessment of the value or prospects of its subject matter. A copy of these Rules are available to the recipient of this research upon making a written request to the Compliance Officer, Intesa Sanpaolo SpA, C.so Matteotti n° 1, 20121 Milan (MI) Italy. Intesa Sanpaolo SpA has formalised a set of principles and procedures for dealing with conflicts of interest ("Rules for Research"). The Rules for Research is clearly explained in the relevant section of Intesa Sanpaolo's web site ([www.intesasnpaolo.com](http://www.intesasnpaolo.com)).

Member companies of the Intesa Sanpaolo Group, or their directors and/or representatives and/or employees and/or persons closely associated with them, may have a long or short position in any securities mentioned at any time, and may make a purchase and/or sale, or offer to make a purchase and/or sale, of any of the securities from time to time in the open market or otherwise.

Intesa Sanpaolo SpA issues and circulates research to Major Institutional Investors in the USA only through Intesa Sanpaolo IMI Securities Corp., 1 William Street, New York, NY 10004, USA, Tel: (1) 212 326 1150.

This document has been prepared and issued for, and thereof is intended for use by, MiFID II eligible counterparties/professional clients (other than elective professional clients) or otherwise by market professionals or institutional investors only, who are financially sophisticated and capable of evaluating investment risks independently, both in general and with regard to particular transactions and investment strategies.

**Person and residents in the UK:** This document is not for distribution in the United Kingdom to persons who would be defined as private customers under rules of the Financial Conduct Authority.

**US persons:** This document is intended for distribution in the United States only to Major US Institutional Investors as defined in SEC Rule 15a-6. US Customers wishing to effect a transaction should do so only by contacting a representative at Intesa Sanpaolo IMI Securities Corp. in the US (see contact details above).

### Distribution Method

This document is for the exclusive use of the person to whom it is delivered by Intesa Sanpaolo and may not be reproduced, redistributed, directly or indirectly, to third parties or published, in whole or in part, for any reason, without prior consent expressed by Intesa Sanpaolo. The copyright and all other intellectual property rights on the data, information, opinions and assessments referred to in this information document are the exclusive domain of the Intesa Sanpaolo banking group, unless otherwise indicated. Such data, information, opinions

and assessments cannot be the subject of further distribution or reproduction in any form and using any technique, even partially, except with express written consent by Intesa Sanpaolo.

Persons who receive this document are obliged to comply with the above indications.

### Coverage policy and frequency of research reports

The list of companies covered by the Research Department is available upon request. Intesa Sanpaolo SpA aims to provide continuous coverage of the companies on the list in conjunction with the timing of periodical accounting reports and any exceptional event that affects the issuer's operations. In the case of a short note, we advise investors to refer to the most recent company report published by Intesa Sanpaolo SpA's Research Department for a full analysis of company profile/strategy, risks and recommendation methodology. Research qualified as a minor non-monetary benefit pursuant to provisions of Delegated Directive (EUR) 2017/593 is freely available on the IMI Corporate & Investment Banking Division website ([www.imi.intesaspa.com](http://www.imi.intesaspa.com)); all other research is available by contacting your sales representative.

### Credit Research Publications in Last 12M

The list of all recommendations on any financial instrument or issuer produced by Intesa Sanpaolo Research Department and distributed during the preceding 12-month period is available on the Intesa Sanpaolo website at the following address:

<https://group.intesaspa.com/en/research/RegulatoryDisclosures/archive-of-intesa-sanpaolo-group-s-conflicts-of-interest0>

### Valuation methodology

Intesa Sanpaolo's credit views are based on the expected trend of the company's fundamentals. The view reflects the sector trend and the competitive scenario, the company's financial strength, as well as its profitability outlook and competitive positioning. In our credit quality valuation, we consider management's intention and ability to meet debt obligations, the company's dividend policy and, in general, its attention to bondholders' interests. Among key financial ratios, for those sectors where relevant, we assess the company's ability to generate operating cash flow, its capacity to repay maturing debt through cash flow, its net interest coverage ratio and capital ratios.

In the case of significant events, which could determine a change in our credit view, we may place our recommendation under review. This review does not necessarily imply a change in the credit view.

### Corporate credit view key

#### Credit rating key

Credit view	Definition
POSITIVE	We expect an improvement in fundamentals over the next six months
NEUTRAL	We expect substantially stable fundamentals over the next six months
NEGATIVE	We expect a deterioration in fundamentals or visibility on fundamentals over the next six months
SUSPENDED	The credit view and investment recommendation for this company have been suspended as there is not a sufficient fundamental
	The previous credit view, if any, is no longer in effect for this company
NOT ASSIGNED	The company is or may be covered by the Research Department but no credit view and investment recommendation are c
	applicable regulations and/or firm policies in certain circumstances.

### Historical Credit View and Investment Recommendation Changes

Italgas - Historical Credit View (-1Y)		Italgas - Historical Investment Recommendations (-1Y)	
Date	Credit View	Date	Investment Grade Senior Unsecured
22-Jun-21			BUY
29-Jan-21			HOLD
28-Jul-20			BUY
2i Rete Gas - Historical Credit View (-1Y)		2i Rete Gas - Historical Investment Recommendations (-1Y)	
Date	Credit View	Date	Investment Grade Senior Unsecured
03-Feb-21			BUY

### Credit View allocations

#### Intesa Sanpaolo Research Credit View distribution at July 2021

Number of Companies subject to credit views: 29*	Positive	Neutral	Negative
Total Credit Research coverage - last credit view** (%)	6.9	86.2	6.9
of which Intesa Sanpaolo's clients*** (%)	100	80	50

\* Total number of companies covered is 33; \*\*Last credit view refers to credit view as at end of the previous quarter; \*\*\*Companies on behalf of whom Intesa Sanpaolo and the other companies of the Intesa Sanpaolo Group have provided corporate and investment banking services in the last 12 months; percentage of clients in each rating category.

## Investment recommendations

Intesa Sanpaolo's recommendations on the issuer(s) bonds or relative CDS are based on the following rating system:

### Investment recommendation

Recommendation	Definition
BUY	We expect the bond or CDS subject to the recommendation to outperform the reference index, sector or benchmark in a period up to six months
HOLD	We expect the bond or CDS subject to the recommendation to perform in line with the reference index, sector or benchmark in a period up to six months
SELL	We expect the bond or CDS subject to the recommendation to underperform the reference index, sector or benchmark in a period up to six months

## Company-specific disclosures

Intesa Sanpaolo S.p.A. and the other companies belonging to the Intesa Sanpaolo Banking Group (hereafter the "Intesa Sanpaolo Banking Group") have adopted written guidelines "Organisational, Management and Control Model" pursuant to Legislative Decree 8 June 2001 no. 231 (available at the Intesa Sanpaolo website, <https://group.intesasnpaolo.com/en/governance/leg-decree-231-2001>) setting forth practices and procedures, in accordance with applicable regulations by the competent Italian authorities and best international practice, including those known as Information Barriers, to restrict the flow of information, namely inside and/or confidential information, to prevent the misuse of such information and to prevent any conflicts of interest arising from the many activities of the Intesa Sanpaolo Banking Group, which may adversely affect the interests of the customer in accordance with current regulations.

In particular, the description of the measures taken to manage interest and conflicts of interest – related to Articles 5 and 6 of the Commission Delegated Regulation (EU) 2016/958 of 9 March 2016 supplementing Regulation (EU) No. 596/2014 of the European Parliament and of the Council with regard to regulatory technical standards for the technical arrangements for objective presentation of investment recommendations or other information recommending or suggesting an investment strategy and for disclosure of particular interests or indications of conflicts of interest as subsequently amended and supplemented, the FINRA Rule 2241, as well as the Financial Conduct Authority Conduct of Business Sourcebook rules COBS 12.4 - between the Intesa Sanpaolo Banking Group and issuers of financial instruments, and their group companies, and referred to in research products produced by analysts at Intesa Sanpaolo S.p.A. is available in the "Rules for Research" and in the extract of the "Corporate model on the management of inside information and conflicts of interest" published on the website of Intesa Sanpaolo S.p.A.

At the Intesa Sanpaolo website, webpage <https://group.intesasnpaolo.com/en/research/RegulatoryDisclosures/archive-of-intesa-sanpaolo-group-s-conflicts-of-interest> you can find the archive of disclosure of interests or conflicts of interest of the Intesa Sanpaolo Banking Group in compliance with the applicable laws and regulations.

Furthermore, we disclose the following information on the Intesa Sanpaolo Banking Group's conflicts of interest.

- One or more of the companies of the Intesa Sanpaolo Banking Group plan to solicit investment banking business or intends to seek compensation from Italgas in the next three months
- One or more of the companies of the Intesa Sanpaolo Banking Group have granted significant financing to Italgas and its parent and group companies
- One or more of the companies of the Intesa Sanpaolo Banking Group are one of the main financial lenders to Italgas and its parent and group companies
- One or more of the companies of the Intesa Sanpaolo Banking Group have been lead manager or co-lead manager over the previous 12 months of any publicly disclosed offer of financial instruments of Italgas
- One or more of the companies of the Intesa Sanpaolo Banking Group plan to solicit investment banking business or intends to seek compensation from 2i Rete Gas in the next three months
- One or more of the companies of the Intesa Sanpaolo Banking Group have an equity stake of 5% or more in 2i Rete Gas or in the Company that has a controlling interest in 2i Rete Gas or in the major shareholder of 2i Rete Gas
- One or more of the companies of the Intesa Sanpaolo Banking Group have elected one or more members of the Board of Directors or the Board of Statutory Auditors or another controlling body of 2i Rete Gas or of the parent company 2i Rete Gas or the majority shareholder of 2i Rete Gas
- One or more of the companies of the Intesa Sanpaolo Banking Group have granted significant financing to 2i Rete Gas and its parent and group companies
- One or more of the companies of the Intesa Sanpaolo Banking Group have been lead manager or co-lead manager over the previous 12 months of any publicly disclosed offer of financial instruments of 2i Rete Gas



**Index Intellectual Property: IHS Markit:** The index in the above report is the intellectual property of Markit Indices GmbH and/or its affiliates ("IHS Markit") and used under license from IHS Markit. This document and information herein is not sponsored, promoted or endorsed by IHS Markit. IHS Markit does not make any warranties or representations on the accuracy, fitness for purpose or results to be obtained by using the index. IHS Markit shall not in any way be liable to any recipient for any inaccuracies, errors or omissions in the Markit data, regardless of cause, or for any damages (whether direct or indirect) resulting therefrom. The index provided by IHS Markit is subject to disclaimer currently available here (and as updated by IHS Markit from time to time): <https://ihsmarkit.com/Legal/disclaimers.html>

**Index Intellectual Property: STOXX:** STOXX Limited ('STOXX') is the source of Euro Stoxx 50/Stoxx Small 600 and the data comprised therein. STOXX has not been involved in any way in the creation of any reported information and does not give any warranty and excludes any liability whatsoever (whether in negligence or otherwise) – including without limitation for the accuracy, adequateness, correctness, completeness, timeliness, and fitness for any purpose – with respect to any reported information or in relation to any errors, omissions or interruptions in the Euro Stoxx 50/Stoxx Small 600 or its data. Any dissemination or further distribution of any such information pertaining to STOXX is prohibited.

Sample



Intesa Sanpaolo Research Dept.			
<b>Gregorio De Felice - Head of Research</b>		+39 02 8796 2012	gregorio.defelice@intesasnpaolo.com
<b>Equity&amp;Credit Research</b>			
<b>Giampaolo Trasi</b>		+39 02 8794 9803	giampaolo.trasi@intesasnpaolo.com
<b>Credit Research</b>			
<b>Maria Grazia Antola</b>	Banking	+39 02 8794 1114	maria.antola@intesasnpaolo.com
Alessandro Chiodini	Utilities	+39 02 8794 1115	alessandro.chiodini@intesasnpaolo.com
Dario Fasani	Analyst	+39 02 8794 2838	dario.fasani@intesasnpaolo.com
Melanie Gavin	Telecoms, Industrials	+39 02 8794 1118	melanie.gavin@intesasnpaolo.com
Maria Gabriella Tronconi	Industrials	+39 02 8794 1117	maria.tronconi@intesasnpaolo.com
Barbara Pizzarelli	Research Assistant	+39 02 8794 1116	barbara.pizzarelli@intesasnpaolo.com

Sample