

## ABN Amro

### 1Q25 First Take: High Capital, Low Provisions

ABN's 1Q25 earnings of Eur 619mn are a 6% beat vs company-collected consensus, as low provisions more than compensated slightly lower revenues (-1% vs cons.) and marginally higher costs (+1% vs cons.). We think ABN offers a unique combination of: i) M&A appeal, ii) attractive total shareholders' returns (underpinned by the strong capital print in the quarter), and iii) compelling valuation (on our 2025 estimates the stock trades at 0.7x PTB, a meaningful discount vs the peers). We reiterate our BUY rating.

#### Strong asset quality drives the P&L

NII of Eur 1,560mn is -1% below consensus, down -6% qoq with NIM down qoq to 162bps from 164bps in 4Q24, while volumes grew in the quarter driven by mortgages (+Eur 1.7bn) and Corporate loans (Eur +0.9bn). Fees are up 1% qoq (2% above consensus) thanks to pricing actions and strong client activity. Costs of Eur 1,309mn are slightly above consensus (+1%), and management reiterated the guidance for broadly flat costs in 2025 (Eur 5.3-5.4bn). Credit quality remains strong, with stable impaired ratio at 2.1% and very low provisions in the quarter of Eur 5mn, lower than consensus of Eur 68mn.

Figure 1 – ABN Amro 1Q25 results

	1Q25A	1Q25E	delta vs ISP	1Q25 Con	delta vs cons.	4Q24	QoQ	1Q24	YoY
NII	1,560	1,553	0%	1,570	-1%	1,668	-6%	1,589	-3%
Fees	507	495	2%	497	2%	500	1%	483	3%
Other	79	112	-29%			72	7%		-43%
Revenues	2,145	2,160	-1%	2,167	-1%	2,240	-3%	2,190	-2%
Costs	-1,309	-1,299	1%	-1,300	1%	-1,614	-19%	-1,257	4%
PPOP	836	861	-3%	868	-3%	626	33%	940	-11%
LLPs	-5	-93	-95%	-68	-93%		NM	-3	NM
PBT	831	768		798	4%	611	35%	937	-11%
Tax credit/(charge)	-212	-204	4%	-12	0%	-220	-4%	-263	-19%
Earnings	619	565	10%			397	56%	674	-8%

Source: Company data, company-provided consensus, Intesa Sanpaolo Research estimates

#### Focus on Capital

CET1 of 14.7% after the implementation of Basel IV is a key element of strength (above consensus of 14.2% and more than 3p above regulatory requirement of 11.3%). We expect ABN to assess the capital distribution in 2Q25, but any comments provided by management should be a key focus for investors.

#### ABN Amro – Key data

Y/E Dec (EUR)	2023A	2024A	2025E	2026E	2027E
Adj EPS	3.01	2.77	2.29	2.37	2.58
EPS	3.01	2.71	2.29	2.37	2.58
DPS	1.5	1.4	1.1	1.2	1.3
TBV PS	25.5	27.0	28.3	29.8	31.6
PPS PS	4.0	4.2	3.9	4.0	4.4
Adj. ROTE (%)	12.3	10.5	8.4	8.1	8.3
Adj P/E (x)	4.7	5.5	8.6	8.3	7.7
P/TBV (x)	0.56	0.56	0.70	0.66	0.63
Div yield (%)	10.5	8.9	5.8	6.0	6.5
P/PPPP (x)	3.5	3.6	5.1	4.9	4.5

Source: Company data and Intesa Sanpaolo Research estimates. Priced at 13/05/2025

14 May 2025: 9:22 CET

Date and time of production

## BUY

Target Price: EUR 22.2

Netherlands/Banks  
Company Results

ABN Amro - Key data	
As of date	Market close
13/05/2025	
Target Price (€)	22.2
Total Upside (%)	12.55
Market Price (€)	19.75
Market Cap (EUR M)	16,452.7
52Wk range (€)	20.5/14.4

#### EPS – DPS changes

(€)	2025E	2026E	2025	2026
EPS =	EPS =	chg%	chg%	
Curr.	2.293	2.371	0	0
Prev.	2.293	2.371	-	-
DPS =	DPS =	chg%	chg%	
Curr.	1.147	1.185	0	0
Prev.	1.147	1.185	-	-

#### Price Perf. (RIC:ABNd.AS BB:ABN NA)



Source: FactSet and Intesa Sanpaolo Research estimates

#### Intesa Sanpaolo Research Dept.

Alberto Artoni - Research Analyst

+39 02 4127 9011

alberto.artoni@intesasanpaolo.com

Alberto Cordara - Research Analyst

+39 02 4127 8647

alberto.cordara@intesasanpaolo.com

#### Banks Team

Alberto Cordara, Manuela Meroni

Alberto Artoni, Fernando Gil Santivanes

## Valuation and Key Risks

### Valuation basis

Our target price is based on a Dividend Discount model. We use a cost of Equity of 11%

### Key Risks

#### Company specific risks:

- Pricing competition in the Dutch mortgage market may result in lower profitability for ABN
- The Government stake may result in an overhang risk
- Possible write-downs/write-ups on the financial asset portfolio

#### Sector generic risks:

- Deterioration of the macroeconomic scenario
- Interest rate movements
- Regulatory risk

## Company Snapshot

### Company Description

ABN Amro is a leading Dutch banking group with c. Eur 380bn total assets and more than 21k employee. Although around 87% of total revenues are generated in the Netherlands, ABN has Wealth management, franchise in France, Germany and a residual exposure to other countries worldwide. ABN is organized into 3 business units: Personal & Business banking, which accounts for about 44% of total revenues, Corporate banking, which accounts for about 38% of total revenues and Wealth Management, which accounts for about 18% of total revenues

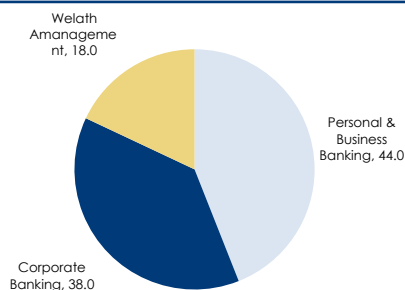
### Key data

Mkt price (€)	19.75	Free float (%)	NA
No. of shares	19.5/14.4	Major shareholder	Management US, Inc.
52Wk range (€)	13.5/14.4	(%)	4.0
Reuters	ABNd.AS	Bloomberg	ABN NA
<b>Performance (%)</b>	<b>Absolute</b>	<b>Relative to STOXX 50</b>	
-1M	-1M		4.9
-3M	-16.5	-3M	22.0
-12M	-20.2	-12M	20.7

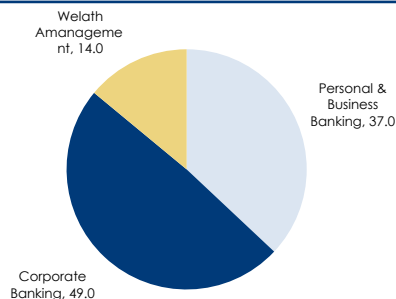
### Estimates vs. consensus

EUR M (Y/E Dec)	2024A	2025E	2025C	2026E	2026C	2027E	2027C
Total income	8,856.2	8,599.2	8,783.0	8,676.1	9,031.5	8,869.6	9,246.0
Operating costs	-5,349.2	-5,381.9	5,585.0	-5,476.3	5,675.0	-5,527.0	5,665.0
Gross op. inc.	3,507.0	3,217.3	3,243.0	3,199.8	3,380.8	3,342.6	3,497.1
LLP	21.08	-389.5	361.0	-410.1	451.0	-444.4	419.9
Net income	2,480.3	2,078.4	NA	2,058.8	NA	2,150.4	NA
Adj. EPS (€)	2.77	2.29	2.47	2.37	2.54	2.58	2.73

### Revenues by division



### Earnings by division



Source: Company data, Intesa Sanpaolo Research estimates and FactSet consensus data (priced at market close of 13/05/2025)

## ABN Amro – Key Data

Rating BUY	Target price (€/sh) Ord 22.2		Mkt price (€/sh) Ord 19.75			Sector Banks
Values per share (EUR)	2022A	2023A	2024A	2025E	2026E	2027E
Adj. EPS	1.98	3.01	2.77	2.29	2.37	2.58
TBV PS	23.1	25.5	27.0	28.3	29.8	31.6
PPP PS	2.8	4.0	4.2	3.9	4.0	4.4
Dividend ord	1.3	1.5	1.4	1.1	1.2	1.3
Income statement (EUR M)	2022A	2023A	2024A	2025E	2026E	2027E
Net interest income	5,315.3	6,294.3	6,475.0	6,194.3	6,204.0	6,328.1
Net commission/fee income	1,778.3	1,782.3	1,909.9	1,974.9	2,042.0	2,111.5
Net trading income	783.9	557.5	471.3	430.0	430.0	430.0
Total income	7,877.5	8,634.2	8,856.2	8,599.2	8,676.1	8,869.6
Total operating expenses	-5,295.3	-5,131.8	-5,349.2	-5,381.9	-5,476.3	-5,527.0
Gross operating income	2,582.2	3,502.4	3,507.0	3,217.3	3,199.8	3,342.6
Provisions for loan losses	-38.83	158.4	21.08	-389.5	-410.1	-444.4
Pre-tax income	2,543.4	3,660.8	3,528.1	2,827.8	2,789.7	2,898.1
Net income	1,887.5	2,716.3	2,480.3	2,078.4	2,058.8	2,150.4
Shareholders' earnings	1,776.4	2,605.4	2,254.0	1,898.5	1,879.3	1,967.7
Adj. shareholders' earnings	1,796.2	2,625.1	2,331.7	1,898.5	1,879.3	1,967.7
Composition of total income (%)	2022A	2023A	2024A	2025E	2026E	2027E
Net interest income	67.5	72.9	73.1	72.0	71.1	71.3
Trading income	10.0	6.5	5.3	5.0	5.0	4.8
Commission income	22.6	20.6	21.6	23.0	23.9	23.8
Balance sheet (EUR M)	2022A	2023A	2024A	2025E	2026E	2027E
Total assets	379,581.5	377,909.1	385,046.1	391,968.1	377,522.5	407,210.2
Customer loans	243,927.1	245,934.6	248,782.1	253,757.1	258,832.8	264,009.5
Total customer deposits	255,014.6	254,466.0	256,111.1	261,310.0	266,536.2	274,532.3
Shareholders' equity	20,827.0	22,178.4	22,608.4	22,088.4	23,578.4	24,031.3
Tangible equity	20,719.0	22,079.4	22,491.1	21,949.4	23,439.4	23,892.3
Risk weighted assets	128,593.3	140,187.3	140,870.8	141,112.9	148,673.3	151,284.9
Stock market ratios (X)	2022A	2023A	2024A	2025E	2026E	2027E
Adj. P/E	5.7	3.7	5.5	8.6	8.3	7.7
P/TBV	0.49	0.56	0.56	0.70	0.66	0.63
P/PPP	4.0	3.5	3.5	5.1	4.9	4.5
Dividend yield (% ord)	11.4	10.5	8.9	5.8	6.0	6.5
Profitability & financial ratios (%)	2022A	2023A	2024A	2025E	2026E	2027E
ROE	8.8	11.63	11.07	9.09	8.82	9.03
Adj. ROE	8.85	11.7	10.46	8.36	8.10	8.31
RoRWA	1.53	2.1	1.76	1.45	1.40	1.43
Cost income ratio	-67.2	-59.4	-60.4	-62.6	-63.1	-62.3
Tax rate	-25.8	-25.80	-29.70	-26.50	-26.20	-25.80
Dividend payout	50.0	50.2	49.9	50.0	50.0	50.0
Other (%)	2022A	2023A	2024A	2025E	2026E	2027E
CET1 ratio	15.1	14.27	14.45	13.97	13.95	13.98
Growth (%)	2022A	2023A	2024A	2025E	2026E	2027E
Total income	4.0	9.6	2.6	-2.9	0.9	2.2
Gross operating income	12.3	35.6	0.1	-8.3	-0.5	4.5
Net income	7.5	43.9	-8.7	-16.2	-0.9	4.5
Adj. net income	7.9	46.1	-11.2	-18.6	-1.0	4.7
BS growth (%)	2022A	2023A	2024A	2025E	2026E	2027E
Customers' loans	-5.5	0.8	1.2	2.0	2.0	2.0
Customers' deposits	1.5	-0.2	0.7	2.0	2.0	3.0
Shareholders' funds	4.1	6.5	2.0	2.0	2.1	1.9

NM: not meaningful; NA: not available; Neg.: negative; A: actual; E: estimates; Source: Company data and Intesa Sanpaolo Research

## Disclaimer

### Analyst certification

The financial analysts who prepared this report, and whose names and roles appear within the document, certify that:

1. The views expressed on the company mentioned herein accurately reflect independent, fair and balanced personal views; 2. No direct or indirect compensation has been or will be received in exchange for any views expressed.

### Specific disclosures

- Neither the analysts nor any persons closely associated with the analysts have a financial interest in the securities of the company.
- Neither the analysts nor any persons closely associated with the analysts serve as an officer, director or advisory board member of the company.
- The analysts named in this document are not registered with or qualified by FINRA, the U.S. regulatory body with oversight over Intesa Sanpaolo IMI Securities Corp. Accordingly, the analysts may not be subject to FINRA Rule 2241 or FINRA Rule 2242 as applicable with respect to communications with a subject company, public appearances and trading securities in a personal account. For additional information, please contact the Compliance Department of Intesa Sanpaolo IMI Securities Corp. at 212-326-1133.
- The analysts of this report do not receive bonuses, salaries, or any other form of compensation that is based upon specific investment banking transactions.
- The research department supervisors do not have a financial interest in the securities of the company.

This research has been prepared by Intesa Sanpaolo SpA, and is distributed by Intesa Sanpaolo SpA, Intesa Sanpaolo London Branch (a member of the London Stock Exchange) and Intesa Sanpaolo IMI Securities Corp. (a member of the SEC and FINRA). Intesa Sanpaolo SpA accepts full responsibility for the contents of this report and also reserves the right to issue this document to its own clients. Intesa Sanpaolo SpA, is authorised by the Banca d'Italia and is regulated by the Financial Services Authority for the conduct of designated investment business in the UK and by the SEC for the conduct of US business.

Opinions and estimates in this research are as at the date of this material and are the subject of change without notice to the recipient. Information and opinions have been obtained from sources believed to be reliable, but no representation or warranty is made as to their accuracy or correctness. Past performance is not a guarantee of future results. The investment and strategies discussed in this research may not be suitable for all investors. If you are in any doubt you should consult your investment advisor.

This report has been prepared solely for information purposes and is not intended as an offer or solicitation with respect to the purchase or sale of any financial products. It should not be regarded as a substitute for the exercise of the recipient's own judgment. No Intesa Sanpaolo SpA entity accepts any liability whatsoever for any direct, consequential or indirect loss arising from any use of material contained in this report. This document may only be reproduced or published with the name of Intesa Sanpaolo SpA.

Member companies of the Intesa Sanpaolo Group or their directors and/or representatives and/or employees and/or persons closely associated with them, may have a long or short position in any securities mentioned at any time, and may make a purchase and/or sale, or offer to make a purchase and/or sale, of any of the securities at any time in the open market or otherwise.

This document has been prepared and issued for and is intended for use by, MiFID II eligible counterparties/professional clients (other than elective professional clients) or otherwise by market professionals or institutional investors only, who are financially sophisticated and capable of evaluating investment risks independently, both generally and with regard to particular transactions and investment strategies.

**Persons and residents:** This document is not for distribution in the United Kingdom to persons who would be defined as private customers under the rules of the Financial Conduct Authority.

**CH:** This information is an advertisement in relation to the issuer/issuers' shares and is not a prospectus pursuant to the Swiss Financial Services Act ("FinSA") and no such prospectus has been or will be prepared for or in connection with the offering of the issuers' shares. This information does not constitute an offer to sell or a solicitation to buy the issuer/issuers' shares.

The issuer/issuers' shares may not be publicly offered, directly or indirectly, in Switzerland within the meaning of the FinSA and no application has or will be made to admit the issuer/issuers' shares to trading on any trading venue (exchange or multilateral trading facility) in Switzerland. Neither this information nor any other offering or marketing material relating to the issuers' shares may be publicly distributed or otherwise made publicly available in Switzerland.

**US persons:** This document is intended for distribution in the United States only to Major US Institutional Investors as defined in SEC Rule 15a-6. US Customers wishing to effect a transaction should do so only by contacting a representative at Intesa Sanpaolo IMI Securities Corp. in the US (see contact details below).

Intesa Sanpaolo SpA issues and circulates research to Major Institutional Investors in the USA only through Intesa Sanpaolo IMI Securities Corp., 1 William Street, New York, NY 10004, USA, Tel: (1) 212 326 1150.

### Distribution Method

This document is for the exclusive use of the person to whom it is delivered by Intesa Sanpaolo and may not be reproduced, redistributed, directly or indirectly, to third parties or published, in whole or in part, for any reason, without prior consent expressed by Intesa Sanpaolo. The copyright and all other intellectual property rights on the data, information, opinions and assessments referred to in this information document are the exclusive domain of the Intesa Sanpaolo banking group, unless otherwise indicated. Such data, information, opinions and assessments cannot be the subject of further distribution or reproduction in any form and using any technique, even partially, except with express written consent by Intesa Sanpaolo.

Persons who receive this document are obliged to comply with the above indications.

### Coverage policy and frequency of research reports

The list of companies covered by the Research Department is available upon request. Intesa Sanpaolo SpA aims to provide continuous coverage of the companies on the list in conjunction with the timing of periodical accounting reports and any exceptional event that affects the issuer's operations. The companies for which Intesa Sanpaolo SpA acts as listing agent or specialist or other regulated roles are covered in compliance with regulations issued by regulatory bodies with jurisdiction. In the case of a short note, we advise investors to refer to the most recent company report published by Intesa Sanpaolo SpA's Research Department for a full analysis of valuation methodology, earnings assumptions, risks and the historical of recommendation and target price. In the Equity Daily note and Weekly Preview report the Research Department reconfirms the previously published ratings and target prices on the covered companies (or alternatively such ratings and target prices may be placed Under Review). Research qualified as a minor non-monetary benefit pursuant to provisions of Delegated Directive (EUR) 2017/593 is freely available on the IMI Corporate & Investment Banking Division website ([www.imi.intesasnpaolo.com](http://www.imi.intesasnpaolo.com)); all other research is available by contacting your sales representative.

### Valuation methodology (long-term horizon: 12M)

The Intesa Sanpaolo SpA Equity Research Department values the companies for which it assigns recommendations as follows:

We obtain a fair value using a number of valuation methodologies including: discounted cash flow method (DCF), dividend discount model (DDM), embedded value methodology, return on allocated capital, break-up value, asset-based valuation method, sum-of-the-parts, and multiples-based models (for example PE, P/BV, PCF, EV/Sales, EV/EBITDA, EV/EBIT, etc.). The financial analysts use the above valuation methods alternatively and/or jointly at their discretion. The assigned target price may differ from the fair value, and also take into account overall market/sector conditions, corporate/market events, and corporate specifics (i.e. holding disclosure) reasonably considered to be possible drivers of the company's share price performance. These factors may also be assessed using the methodologies indicated above.

### Equity rating key: (long-term horizon: 12M)

From 22 November 2024, in its recommendations, Intesa Sanpaolo SpA uses a relative rating system on a 12M horizon, whose key is reported below. Intesa Sanpaolo's investment ratings reflect the analyst's/analyst's team's assessment of the stock's total return (the upside or downside differential between the current share price and the target price plus projected dividend yield in a 12M view) as well as its attractiveness for investment relative to other stocks within its coverage cluster.

A stock's coverage cluster is comprised of stocks covered by a single analyst or two or more analysts sharing a common industry, sector or other classification. The list of all stocks in each coverage cluster is available on request.

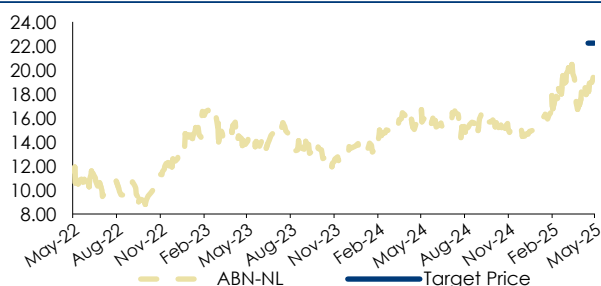
### Equity Rating Key (long-term horizon: 12M)

Long-term rating	Definition
BUY	BUY stocks are expected to have a total return of at least 10% and are considered the most attractive stocks in the analyst's/analyst's team cluster in a 12M period.
NEUTRAL	NEUTRAL stocks are expected to have a total return of at least 0% and are less attractive stocks than BUY rated stocks in the analyst's/analyst's team cluster in a 12M period.
UNDERPERFORM	UNDERPERFORM stocks are the least attractive in a coverage cluster in a 12M period.
RATING SUSPENDED	The investment rating and target price for this stock have been suspended as there is not a sufficient fundamental basis to determine an investment rating or target price. The previous investment rating and target price, if any, are no longer in effect for this stock.
NO RATING (NR)	The company is or may be covered by the Research Department but no rating or target price is assigned either voluntarily or to comply with applicable regulations and/or firm policies in certain circumstances.
TENDER SHARES (TS)	We advise investors to tender the shares to the offer.
TARGET PRICE	The market price that the analyst believes the share may reach within a 12M time horizon.
MARKET PRICE	Market price on day prior to issue date of the report, as indicated on the first page, except where otherwise indicated.
Note	Intesa Sanpaolo assigns ratings to stocks as outlined above on a 12M horizon based on a number of fundamental drivers including among others, updates to earnings and valuation models. Exceptions to the bands above may occur during specific periods of market, sector or stock volatility or in special situations. Short-term price movements alone do not imply a reassessment of the rating by the analyst.

**Important Note:** The current rating system has been in place since 22 November 2024. On 7 April 2025, the rating names were subsequently updated to BUY (previously BUY), NEUTRAL (previously HOLD) and UNDERPERFORM (previously SELL) on an unchanged rating methodology. Please refer to the ISP Equity Rating informative note of 22 November, subsequently updated on 7 April 2025, for further details at the following link: <https://group.intesasnpaolo.com/it/research/equity---credit-research>. Intesa Sanpaolo had previously used an absolute rating system based on the following ratings: BUY (if the target price is 10% higher than the market price), HOLD (if the target price is in the range 10% below or 10% above the market price), SELL (if the target price is 10% lower than the market price). After 22 November 2024, analysts review and assign ratings on their coverage according to the rating system presented above. For additional details about the old rating system, please access research reports dated prior to 22 November at <https://cardea.intesasnpaolo.com/homepage/#/public> or contact the research department.

### Historical recommendations and target price trends (long-term horizon: 3Y)

The 3Y rating and target price history chart(s) for the companies currently under our coverage can also be found at Intesa Sanpaolo's website/Research/Regulatory disclosures: <https://group.intesasnpaolo.com/en/research/RegulatoryDisclosures/tp-and-rating-history--12-months->.

**ABN Amro:****Target price and market price trend (-3Y)****Historical recommendations and target price trend (-3Y)**

Date	Rating	TP (EUR)	Mkt Price (EUR)
29-Apr-25	BUY	22.2	18.5

**Important Note:** On 7 April 2025, Intesa Sanpaolo renamed the following terms of its rating key: BUY (previously BUY); NEUTRAL (previously HOLD) and UNDERPERFORM (previously SELL); the rating key methodology behind the ratings assigned remains unchanged (see section above).

**Equity rating allocations (long-term horizon: 12M)****Intesa Sanpaolo Research Rating Distribution (at April 2025)**

Number of companies considered: 177	BUY	NEUTRAL (PREV. HOLD)	UNDERPERFORM (PREV. SELL)
Total Equity Research Coverage relating to last rating (%)*	67	32	1
of which Intesa Sanpaolo's Clients (%)**	59	43	50

\* Last rating refers to rating as at end of the previous quarter; \*\* Companies on behalf of whom Intesa Sanpaolo and its other companies of the Intesa Sanpaolo Group have provided corporate and investment banking services in the last 12 months; percentage of clients in each rating category

**Equity Research Publications in Last 12M**

The list of all recommendations on any financial instrument or issuer produced by Intesa Sanpaolo Research Department and distributed during the preceding 12-month period is available on the Intesa Sanpaolo website at the following address:

<https://group.intesasnpaolo.com/en/research/RegulatoryDisclosures/archive-of-intesa-sanpaolo-group-s-conflicts-of-interest0>

**Our Mid Corporate Definition**

Italy is characterised by a large number of non-listed and listed micro, small and medium-sized companies. Looking at the revenues of these Italian companies, around 5,000 companies eligible for listing have revenues below EUR 1,500M based on Intesa Sanpaolo elaborations. We define these companies as 'Mid Corporate'. Looking more specifically at Italian listed companies, we include in our Mid Corporate segment all STAR companies and those with a market capitalisation of around EUR 1,500M.

**Company-specific disclosures**

Intesa Sanpaolo S.p.A. and the other companies belonging to the Intesa Sanpaolo Banking Group (hereafter the "Intesa Sanpaolo Banking Group") have adopted written "Organizational, Management and Control Model" pursuant to Legislative Decree 8 June 2001 no. 231 (available at Intesa Sanpaolo website, <https://group.intesasnpaolo.com/en/governance/leg-decree-231-2001>) setting forth practices and procedures, in accordance with applicable regulations by the competent Italian authorities and best international practice, including those known as Information Barriers, to restrict the flow of information, namely inside and/or confidential information, to prevent the misuse of such information and to prevent any conflicts of interest arising from the many activities of the Intesa Sanpaolo Banking Group, which may adversely affect the interests of the customer in accordance with current regulations.

In particular, the description of the measures taken to manage interest and conflicts of interest – related to Articles 5 and 6 of the Commission Delegated Regulation (EU) 2016/958 of 9 March 2016 supplementing Regulation (EU) No. 596/2014 of the European Parliament and of the Council with regard to regulatory technical standards for the technical arrangements for objective presentation of investment recommendations or other information recommending or suggesting an investment strategy and for disclosure of particular interests or indications of conflicts of interest as subsequently amended and supplemented, the FINRA Rule 2241, as well as the Financial Conduct Authority Conduct of Business Sourcebook rules COBS 12.4 - between the Intesa Sanpaolo Banking Group and issuers of financial instruments, and their group companies, and referred to in research products produced by analysts at Intesa Sanpaolo S.p.A. is available in the "Rules for Research" and in the extract of the "Corporate model on the management of inside information and conflicts of interest" published on the website of Intesa Sanpaolo S.p.A.

At the Intesa Sanpaolo website, webpage <https://group.intesasnpaolo.com/en/research/RegulatoryDisclosures/archive-of-intesa-sanpaolo-group-s-conflicts-of-interest> you can find the archive of disclosure of interests or conflicts of interest of the Intesa Sanpaolo Banking Group in compliance with the applicable laws and regulations. The conflicts of interest published on the internet site are updated to at least the day before the publishing date of this report.

Furthermore, we disclose the following information on the Intesa Sanpaolo Banking Group's conflicts of interest.

- One or more of the companies of the Intesa Sanpaolo Banking Group plan to solicit investment banking business or intends to seek compensation from ABN Amro in the next three months



**Intesa Sanpaolo Research Dept.**

<b>Gregorio De Felice - Head of Research Equity&amp;Credit Research</b>	+39 02 8796 2012	gregorio.defelice@intesasnpaolo.com
<b>Alberto Cordara</b>	+39 02 4127 8647	alberto.cordara@intesasnpaolo.com
<b>Giampaolo Trasi</b>	+39 02 8794 9803	giampaolo.trasi@intesasnpaolo.com
<b>Equity Research</b>		
<b>Monica Bosio (Head)</b>	+39 02 4127 9010	monica.bosio@intesasnpaolo.com
Alberto Artoni	+39 02 4127 9011	alberto.artoni@intesasnpaolo.com
Luca Bacoccoli	+39 02 4127 9012	luca.bacoccoli@intesasnpaolo.com
Davide Candela	+39 02 4127 9013	davide.candela@intesasnpaolo.com
Oriana Cardani	+39 02 4127 9014	oriana.cardani@intesasnpaolo.com
Marco Cristofori	+39 02 4127 9015	marco.cristofori@intesasnpaolo.com
Andrea Devita	+39 02 4127 9016	andrea.devita@intesasnpaolo.com
Antonella Frongillo	+39 02 4127 9017	antonella.frongillo@intesasnpaolo.com
Gabriele Gambarova	+39 02 4127 9743	gabriele.gambarova@intesasnpaolo.com
Renato Gargiulo	+39 02 4127 9018	renato.gargiulo@intesasnpaolo.com
Fernando Gil De Santivanes d'Ornellas	+39 02 4127 9694	fernando.gildesantivanes@intesasnpaolo.com
Marina Hagoort	+39 02 4127 9161	marina.hagoort@intesasnpaolo.com
Manuela Meroni	+39 02 4127 9019	manuela.meroni@intesasnpaolo.com
Elena Perini	+39 02 4127 9020	elena.perini@intesasnpaolo.com
Bruno Permutti	+39 02 4127 9021	bruno.permutti@intesasnpaolo.com
<b>Corporate Broking Research</b>		
<b>Alberto Francese (Head)</b>	+39 02 4127 9022	alberto.francese@intesasnpaolo.com
Gabriele Berti	+39 02 4127 9023	gabriele.berti@intesasnpaolo.com
Giada Cabrino	+39 02 4127 9024	giada.cabrino@intesasnpaolo.com
Davide Rimini	+39 02 4127 9025	davide.rimini@intesasnpaolo.com
Arianna Terazzi	+39 02 4127 9026	arianna.terazzi@intesasnpaolo.com
<b>Credit Research</b>		
<b>Maria Grazia Antola (Head)</b>	+39 02 4127 5319	maria.antola@intesasnpaolo.com
Alessandro Chiodini	+39 02 4127 9027	alessandro.chiodini@intesasnpaolo.com
Dario Fasani	+39 02 4127 9028	dario.fasani@intesasnpaolo.com
Melanie Gavin	+39 02 4127 9029	melanie.gavin@intesasnpaolo.com
Maria Gabriella Tronconi	+39 02 4127 9030	maria.tronconi@intesasnpaolo.com
Barbara Pizzarelli (Research Support)		barbara.pizzarelli@intesasnpaolo.com
<b>Technical Analysis</b>		
Corrado Binda		corrado.binda@intesasnpaolo.com
Sergio Mingolla		sergio.mingolla@intesasnpaolo.com
<b>Clearing &amp; Data Processing</b>		
<b>Anna Whatley (Head)</b>	+39 02 4127 9031	anna.whatley@intesasnpaolo.com
Stefano Breviglieri		stefano.breviglieri@intesasnpaolo.com
Maria Ermakova		maria.ermakova@intesasnpaolo.com
Annita Ricci		annita.ricci@intesasnpaolo.com
Wendy Ruggeri		wendy.ruggeri@intesasnpaolo.com
Elisabetta Bugliesi (IT support)		elisabetta.bugliesi@intesasnpaolo.com
<b>Intesa Sanpaolo – IMI Corporate &amp; Investment Banking Division</b>		
<b>Bernardo Bailo - Head of Global Markets</b>	+39 02 7261 2308	bernardo.bailo@intesasnpaolo.com
<b>Emanuele Pozzi - Head of Corporate &amp; Institutional Flow Sales</b>	+39 02 7261 7175	emanuele.pozzi@intesasnpaolo.com
<b>Equity Sales</b>		
<b>Giorgio Pozzobon</b>	+39 02 7261 5616	giorgio.pozzobon@intesasnpaolo.com
<b>Institutional Sales</b>		
<b>Catherine d'Aragon</b>	+39 02 7261 5929	catherine.daragon@intesasnpaolo.com
Francesca Bonacina		francesca.bonacina1@intesasnpaolo.com
Carlo Cavaliere	+39 02 7261 2722	carlo.cavaliere@intesasnpaolo.com
Laurent Kieffer	+44 20 7651 3653	laurent.kieffer@intesasnpaolo.com
Roberta Pupeschi	+39 02 7261 6363	roberta.pupeschi@intesasnpaolo.com
Federica Repetto	+39 02 7261 5517	federica.repetto@intesasnpaolo.com
Fabrizio Tito	+39 02 7261 7152	fabrizio.tito@intesasnpaolo.com
Mark Wilson	+39 02 7261 2758	mark.wilson@intesasnpaolo.com
Paola Parenti (Corporate Broking)	+39 02 7265 6530	paola.parenti@intesasnpaolo.com
Francesco Riccardi (Corporate Broking)	+39 02 7261 5966	francesco.riccardi@intesasnpaolo.com
Laura Spinella (Corporate Broking)	+39 02 7261 5782	laura.spinella@intesasnpaolo.com
Alessandro Bevacqua	+39 02 7261 5114	alessandro.bevacqua@intesasnpaolo.com
Lorenzo Pennati (Sales Trading)	+39 02 7261 5647	lorenzo.pennati@intesasnpaolo.com
<b>Equity Derivatives Institutional Sales</b>		
<b>Emanuele Manini</b>	+39 02 7261 5936	emanuele.manini@intesasnpaolo.com
Enrico Ferrari	+39 02 7261 2806	enrico.ferrari@intesasnpaolo.com
Stefan Gess	+39 02 7261 5927	stefan.gess@intesasnpaolo.com
Edward Lythe	+44 20 7894 2456	edward.lythe@intesasnpaolo.com
Enrico Spotti	+39 02 7261 7183	enrico.spotti@intesasnpaolo.com
Ferdinando Zamprotta	+39 02 7261 5577	ferdinando.zamprotta@intesasnpaolo.com
<b>Gherardo Lenti Capoduri - Head of Market Hub</b>	+39 02 7261 2051	gherardo.lenticapoduri@intesasnpaolo.com
<b>Intesa Sanpaolo IMI Securities Corp.</b>		
<b>Fabio Martirani (Equity Institutional Sales)</b>	+1 212 326 1230	fabio.martirani@intesasnpaolo.com
<b>Greg Principe (Equity Institutional Sales)</b>	+1 212 326 1233	greg.principe@intesasnpaolo.com