

COMMUNITY

CONTRIBUTION TO THE COMMUNITY

Contribution to the community by type [K euro]	Intesa Sanpaolo Group (excluding UBI Banca Group)									ISP + UBI*
	2018			2019			2020			2020
	Italy	Abroad	Group	Italy	Abroad	Group	Italy	Abroad	Group	Group
Monetary contribution to the community	58,964	2,721	61,685	83,304	2,820	86,124	180,474	4,011	184,485	186,910
Goods and services donated to the community	0	17	17	0	23	23	5	35	40	45
Time contributions	125	89	214	73	99	172	0	30	30	30
Operating costs	4,558	253	4,811	5,871	331	6,203	5,875	353	6,228	6,991
Overall contribution to the community	63,647	3,080	66,727	89,248	3,273	92,521	186,354	4,429	190,783	193,976

* UBI Banca Group figures are only included as from the date of its consolidation into the Intesa Sanpaolo Group (last 5 months of 2020).

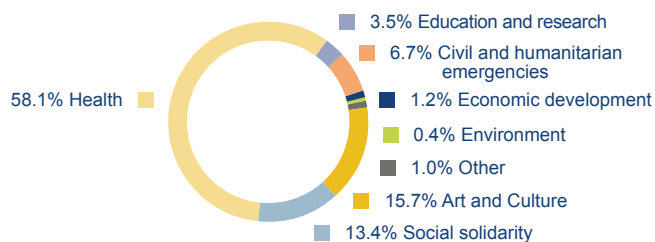
Contribution to the community: geographic distribution [K euro]**	Intesa Sanpaolo Group (excluding UBI Banca Group)			ISP + UBI*
	2018	2019	2020	2020
European Union	65,307	90,977	189,003	192,196
Other European countries	612	646	317	317
Africa	789	896	1,457	1,457
South America	19	2	6	6
Total contribution to the community	66,727	92,521	190,783	193,976

* UBI Banca Group figures are only included as from the date of its consolidation into the Intesa Sanpaolo Group (last 5 months of 2020).

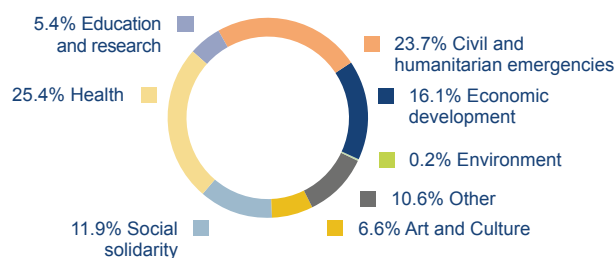
** Data recorded based on the geographic area of the Group Bank making the contribution.

Monetary contribution to the community by area of activity [%]

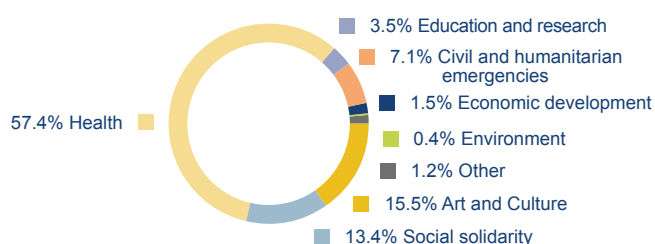
Italy



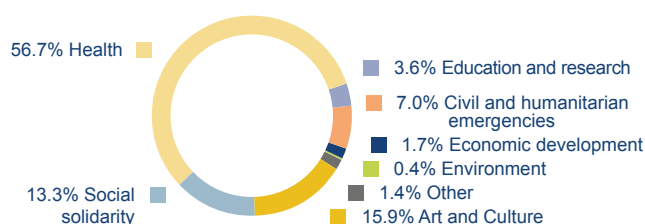
Abroad



Group



Group ISP + UBI*



* UBI Banca Group figures are only included as from the date of its consolidation into the Intesa Sanpaolo Group (last 5 months of 2020).

Monetary contribution to the community by area of activity [K euro]	Intesa Sanpaolo Group (excluding UBI Banca Group)									ISP + UBI*
	2018			2019			2020			2020
	Italy	Abroad	Group	Italy	Abroad	Group	Italy	Abroad	Group	Group
Art and Culture	30,417	468	30,885	50,753	491	51,243	28,380	267	28,646	29,686
Social solidarity	8,786	278	9,064	13,584	392	13,976	24,249	476	24,726	24,836
Health	1,803	246	2,048	2,113	408	2,521	104,831	1,020	105,850	106,051
Education and research	8,790	242	9,032	6,772	146	6,918	6,237	215	6,452	6,760
Civil and humanitarian emergencies	798	3	801	705	0	705	12,138	951	13,089	13,091
Economic development	4,616	776	5,391	4,879	762	5,641	2,189	647	2,836	3,105
Environment	25	5	30	831	15	847	720	10	730	730
Other	3,730	703	4,433	3,667	605	4,272	1,730	425	2,156	2,652
Total monetary contribution to the community	58,964	2,721	61,685	83,304	2,820	86,124	180,474	4,011	184,485	186,910

* UBI Banca Group figures are only included as from the date of its consolidation into the Intesa Sanpaolo Group (last 5 months of 2020).

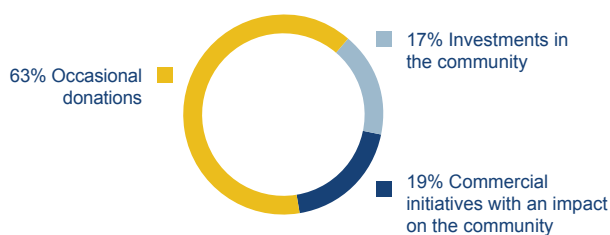
Monetary contribution to the community by reason [K euro]**	Intesa Sanpaolo Group (excluding UBI Banca Group)									ISP + UBI*
	2018			2019			2020			2020
	Italy	Abroad	Group	Italy	Abroad	Group	Italy	Abroad	Group	Group
Occasional donations	3,218	385	3,603	3,274	210	3,485	114,460	279	114,738	115,201
Investments in the community	32,428	1,430	33,858	50,842	1,523	52,366	31,478	2,904	34,382	35,542
Commercial initiatives with an impact on the community	23,318	906	24,224	29,188	1,086	30,274	34,536	829	35,365	36,167
Total monetary contribution to the community	58,964	2,721	61,685	83,304	2,820	86,124	180,474	4,011	184,485	186,910

* UBI Banca Group figures are only included as from the date of its consolidation into the Intesa Sanpaolo Group (last 5 months of 2020).

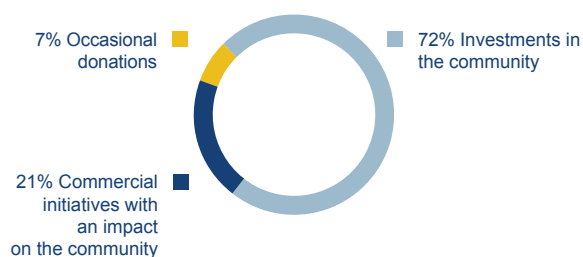
** The Group's monetary contribution to the community was significantly higher in 2020 due to the immediate support it provided to the health sector to help with the COVID-19 emergency. More specifically, among the most important actions, Intesa Sanpaolo donated 120 million euro to strengthen the national health system.

Monetary contribution to the community by reason [%]

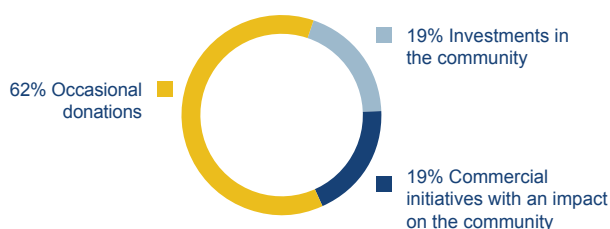
Italy



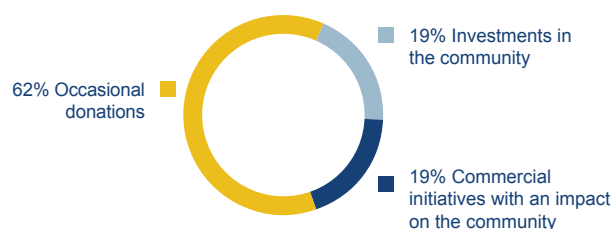
Abroad



Group



Group ISP + UBI*



* UBI Banca Group figures are only included as from the date of its consolidation into the Intesa Sanpaolo Group (last 5 months of 2020).

CONTRIBUTION TO THE COMMUNITY

Company voluntary work	Intesa Sanpaolo Group (excluding UBI Banca Group)								
	2018			2019			2020		
	Italy	Abroad	Group	Italy	Abroad	Group	Italy	Abroad	Group
Total monetary contribution of hours of company voluntary work [K euro]	125	89	214	73	99	172	0	30	30
Hours of company voluntary work	2,897	9,626	12,523	2,190	8,142	10,332	0	2,310	2,310
Staff involved in company voluntary work [No.]	393	931	1,324	295	1,198	1,493	0	205	205

MEDIA RELATIONS

Type [No.]	Intesa Sanpaolo Group (excluding UBI Banca Group)		
	2018	2019	2020
Press releases and analysis	1,461	1,988	2,104
Press conferences and interviews	709	963	1,106
Speeches by managers at events covered by the press office	351	480	663

SUPPLIERS

Total gross revenue (Group)	Intesa Sanpaolo Group (excluding UBI Banca Group)			ISP + UBI*
	2018	2019	2020	2020
Total gross revenue [K euro]	2,784,000	2,488,000	2,460,000	2,761,433

* UBI Banca Group figures are only included as from the date of its consolidation into the Intesa Sanpaolo Group (last 5 months of 2020).

Suppliers - Supplier Gate*	Intesa Sanpaolo Group (excluding UBI Banca Group)			ISP + UBI
	2018	2019	2020	2020
Suppliers [No.]	3,161	5,569	7,352	9,004
of which:				
Italy [No.]	2,860	3,572	4,237	5,778
Europe (excluding Italy) [No.]	239	1,871	2,937	3,016
Rest of the world [No.]	62	126	178	210
Share of orders from Europe to (Breakdown by supplier registered office)				
Europe [%]	98	98	99	99
Rest of the world [%]	2	2	1	1

* The figures refer exclusively to suppliers whose registration with the Intesa Sanpaolo Group's Supplier Gate is ongoing or has been completed.