

# Community support

## CONTRIBUTION TO THE COMMUNITY

Contribution to the community by type [K euro]	Intesa Sanpaolo Group (excluding UBI Banca Group)						ISP + UBI*	Intesa Sanpaolo Group (including UBI Banca Group)		
	2019			2020			2020	2021		
	Italy	Abroad	Group	Italy	Abroad	Group	Group	Italy	Abroad	Group
Monetary contribution to the community	83,304	2,820	86,124	180,474	4,011	184,485	186,910	77,974	2,455	80,429
Goods and services donated to the community	0	23	23	5	35	40	45	0	5	5
Time contributions	73	99	172	0	30	30	30	11	22	34
Operating costs	5,871	331	6,203	5,875	353	6,228	6,991	5,862	508	6,370
<b>Overall contribution to the community</b>	<b>89,248</b>	<b>3,273</b>	<b>92,521</b>	<b>186,354</b>	<b>4,429</b>	<b>190,783</b>	<b>193,976</b>	<b>83,848</b>	<b>2,990</b>	<b>86,837</b>

\* UBI Banca Group figures are only included as from the date of its consolidation into the Intesa Sanpaolo Group (last 5 months of 2020).

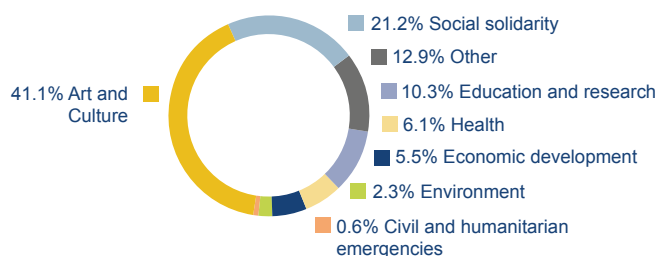
Contribution to the community: geographic distribution [K euro]**	Intesa Sanpaolo Group (excluding UBI Banca Group)			ISP + UBI*	Intesa Sanpaolo Group (including UBI Banca Group)	
	2019		2020	2020	2021	
	Italy	Abroad	Group	Group	Italy	Abroad
European Union	90,977		189,003	192,196		85,328
Other European countries	646		317	317		589
Africa	896		1,457	1,457		920
South America	2		6	6		0
<b>Total contribution to the community</b>	<b>92,521</b>		<b>190,783</b>	<b>193,976</b>		<b>86,837</b>

\* UBI Banca Group figures are only included as from the date of its consolidation into the Intesa Sanpaolo Group (last 5 months of 2020).

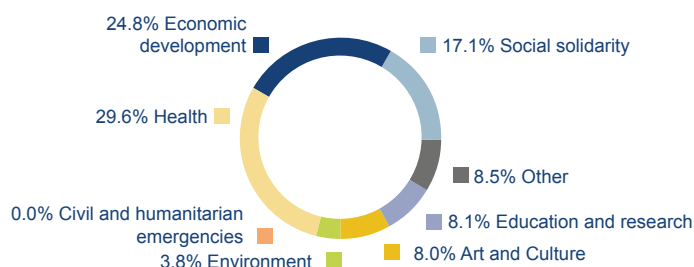
\*\* Data recorded based on the geographic area of the Group Bank making the contribution.

## Monetary contribution to the community by area of activity [%]

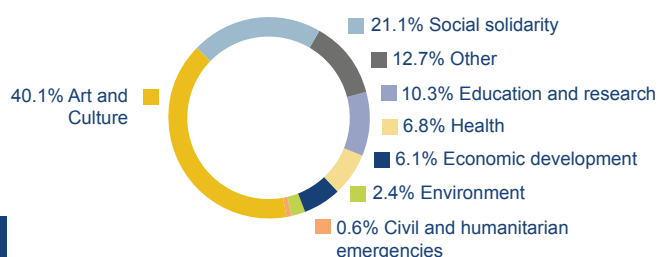
### Italy



### Abroad



### Group



Monetary contribution to the community by area of activity [K euro]	Intesa Sanpaolo Group (excluding UBI Banca Group)						ISP + UBI*	Intesa Sanpaolo Group (including UBI Banca Group)		
	2019			2020			2020	2021		
	Italy	Abroad	Group	Italy	Abroad	Group	Group	Italy	Abroad	Group
Art and Culture	50,753	491	51,243	28,380	267	28,646	29,686	32,036	197	32,232
Social solidarity	13,584	392	13,976	24,249	476	24,726	24,836	16,560	420	16,980
Health	2,113	408	2,521	104,831	1,020	105,850	106,051	4,723	726	5,449
Education and research	6,772	146	6,918	6,237	215	6,452	6,760	8,058	200	8,258
Civil and humanitarian emergencies	705	0	705	12,138	951	13,089	13,091	443	1	443
Economic development	4,879	762	5,641	2,189	647	2,836	3,105	4,284	609	4,894
Environment	831	15	847	720	10	730	730	1,826	93	1,919
Other	3,667	605	4,272	1,730	425	2,156	2,652	10,045	210	10,254
<b>Total monetary contribution to the community</b>	<b>83,304</b>	<b>2,820</b>	<b>86,124</b>	<b>180,474</b>	<b>4,011</b>	<b>184,485</b>	<b>186,910</b>	<b>77,974</b>	<b>2,455</b>	<b>80,429</b>

\* UBI Banca Group figures are only included as from the date of its consolidation into the Intesa Sanpaolo Group (last 5 months of 2020).

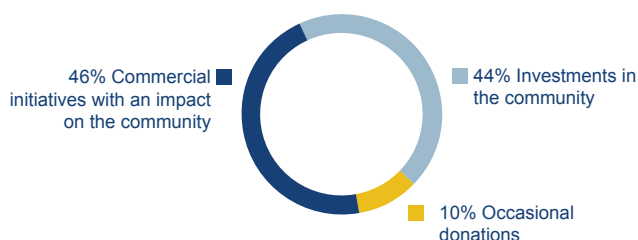
Monetary contribution to the community by reason [K euro]**	Intesa Sanpaolo Group (excluding UBI Banca Group)						ISP + UBI*	Intesa Sanpaolo Group (including UBI Banca Group)		
	2019			2020			2020	2021		
	Italy	Abroad	Group	Italy	Abroad	Group	Group	Italy	Abroad	Group
Occasional donations	3,274	210	3,485	114,460	279	114,738	115,201	7,510	482	7,992
Investments in the community	50,842	1,523	52,366	31,478	2,904	34,382	35,542	34,623	1,004	35,626
Commercial initiatives with an impact on the community	29,188	1,086	30,274	34,536	829	35,365	36,167	35,841	970	36,811
<b>Total monetary contribution to the community</b>	<b>83,304</b>	<b>2,820</b>	<b>86,124</b>	<b>180,474</b>	<b>4,011</b>	<b>184,485</b>	<b>186,910</b>	<b>77,974</b>	<b>2,455</b>	<b>80,429</b>

\* UBI Banca Group figures are only included as from the date of its consolidation into the Intesa Sanpaolo Group (last 5 months of 2020).

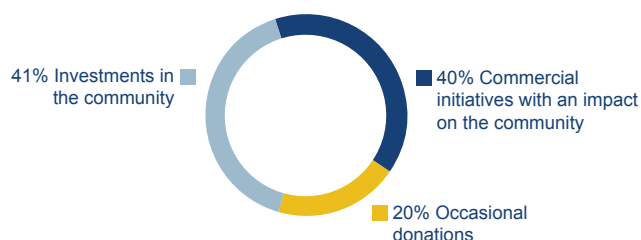
\*\* The trend of monetary contribution to the community is significantly influenced by the fact that in 2020 the Group provided immediate support to the health care system to deal with the COVID-19 emergency: among others, the disbursement of over 100 million euro to strengthen the National Health Service through the Department of Civil Protection.

## Monetary contribution to the community by reason [%]

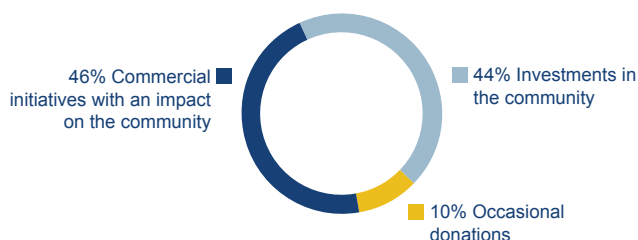
### Italy



### Abroad



### Group



## CONTRIBUTION TO THE COMMUNITY

Company voluntary work	Intesa Sanpaolo Group (excluding UBI Banca Group)						Intesa Sanpaolo Group (including UBI Banca Group)		
	2019			2020			2021		
	Italy	Abroad	Group	Italy	Abroad	Group	Italy	Abroad	Group
Total monetary contribution of hours of company voluntary work [K euro]	73	99	172	0	30	30	11	22	34
Hours of company voluntary work [No.]	2,190	8,142	10,332	0	2,310	2,310	310	1,788	2,098
Staff involved in company voluntary work [No.]	295	1,198	1,493	0	205	205	40	194	234

## MEDIA RELATIONS

Type [No.]	Intesa Sanpaolo Group (excluding UBI Banca Group)		Intesa Sanpaolo Group (including UBI Banca Group)
	2019	2020	2021
Press releases and analysis	1,988	2,104	2,070
Press conferences and interviews	963	1,106	1,247
Speeches by managers at events covered by the press office	480	663	641

## Responsible supply chain management

Total gross revenue	Intesa Sanpaolo Group (excluding UBI Banca Group)		ISP + UBI*	Intesa Sanpaolo Group (including UBI Banca Group)
	2019	2020	2020	2021
Total Group gross revenue [K euro]	2,488,000	2,460,000	2,761,433	2,899,000

\* UBI Banca Group figures are only included as from the date of its consolidation into the Intesa Sanpaolo Group (last 5 months of 2020).

Suppliers - Supplier Gate*	Intesa Sanpaolo Group (excluding UBI Banca Group)		ISP + UBI	Intesa Sanpaolo Group (including UBI Banca Group)
	2019	2020	2020	2021
Suppliers [No.]	5,569	7,352	9,004	10,058
of which:				
Italy [No.]	3,572	4,237	5,778	5,999
Europe (excluding Italy) [No.]	1,871	2,937	3,016	3,834
Rest of the world [No.]	126	178	210	225
Share of orders from Europe to (Breakdown by supplier registered office)				
Europe [%]	98	99	99	98
Rest of the world [%]	2	1	1	2

\* The figures refer exclusively to suppliers whose registration with the Intesa Sanpaolo Group's Supplier Gate is ongoing or has been completed.