

Community support and commitment to culture

CONTRIBUTION TO THE COMMUNITY

| Contribution to the community by type [K euro] | Intesa Sanpaolo Group (excluding UBI Banca Group) | | | ISP + UBI* | Intesa Sanpaolo Group | | | | | |
|--|---|--------------|----------------|----------------|-----------------------|--------------|---------------|----------------|--------------|----------------|
| | 2020 | | | 2020 | 2021 | | | 2022 | | |
| | Italy | Abroad | Group | Group | Italy | Abroad | Group | Italy | Abroad | Group |
| Monetary contribution to the community | 180,474 | 4,011 | 184,485 | 186,910 | 77,974 | 2,455 | 80,429 | 94,097 | 2,491 | 96,588 |
| Goods and services donated to the community | 5 | 35 | 40 | 45 | 0 | 5 | 5 | 0 | 4 | 4 |
| Time contributions | 0 | 30 | 30 | 30 | 11 | 22 | 34 | 30 | 71 | 101 |
| Operating costs | 5,875 | 353 | 6,228 | 6,991 | 5,862 | 508 | 6,370 | 6,206 | 512 | 6,718 |
| Overall contribution to the community | 186,354 | 4,429 | 190,783 | 193,976 | 83,848 | 2,990 | 86,837 | 100,333 | 3,078 | 103,411 |

* UBI Banca Group figures are only included as from the date of its consolidation into the Intesa Sanpaolo Group (last 5 months of 2020).

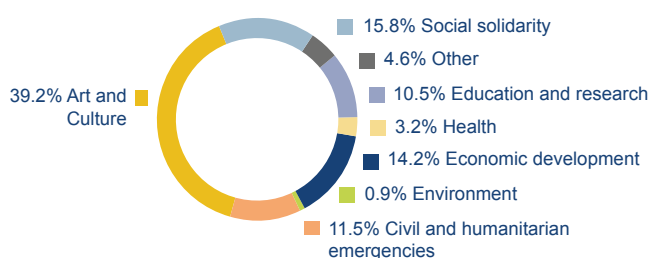
| Contribution to the community: geographic distribution [K euro]** | Intesa Sanpaolo Group (excluding UBI Banca Group) | | ISP + UBI* | Intesa Sanpaolo Group | |
|---|---|----------------|----------------|-----------------------|----------------|
| | 2020 | 2020 | 2020 | 2021 | 2022 |
| European Union | 189,003 | 192,196 | 192,196 | 85,328 | 102,187 |
| Other European countries | 317 | 317 | 317 | 589 | 377 |
| Africa | 1,457 | 1,457 | 1,457 | 920 | 842 |
| South America | 6 | 6 | 6 | 0 | 5 |
| Total contribution to the community | 190,783 | 193,976 | 193,976 | 86,837 | 103,411 |

* UBI Banca Group figures are only included as from the date of its consolidation into the Intesa Sanpaolo Group (last 5 months of 2020).

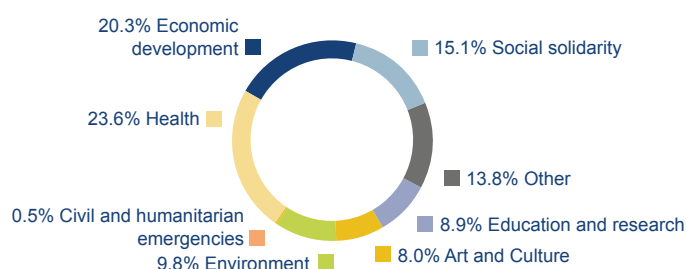
** Data recorded based on the geographic area of the Group Bank making the contribution.

Monetary contribution to the community by area of activity [%]

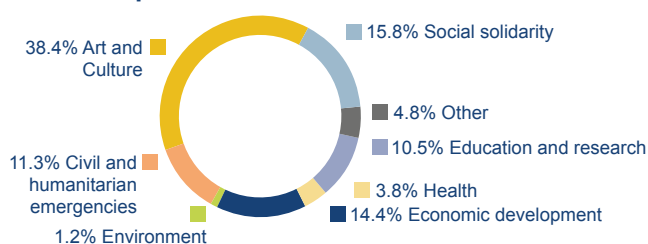
Italy



Abroad



Group



| Monetary contribution to the community by area of activity [K euro] | Intesa Sanpaolo Group (excluding UBI Banca Group) | | | ISP + UBI* | Intesa Sanpaolo Group | | | | | |
|---|---|--------------|----------------|----------------|-----------------------|--------------|---------------|---------------|--------------|---------------|
| | 2020 | | | | 2020 | 2021 | | | 2022 | |
| | Italy | Abroad | Group | Group | | Italy | Abroad | Group | Italy | Abroad |
| Art and Culture | 28,380 | 267 | 28,646 | 29,686 | 32,036 | 197 | 32,232 | 36,881 | 200 | 37,080 |
| Social solidarity | 24,249 | 476 | 24,726 | 24,836 | 16,560 | 420 | 16,980 | 14,839 | 376 | 15,215 |
| Health | 104,831 | 1,020 | 105,850 | 106,051 | 4,723 | 726 | 5,449 | 3,057 | 587 | 3,644 |
| Education and research | 6,237 | 215 | 6,452 | 6,760 | 8,058 | 200 | 8,258 | 9,914 | 222 | 10,137 |
| Civil and humanitarian emergencies | 12,138 | 951 | 13,089 | 13,091 | 443 | 1 | 443 | 10,858 | 11 | 10,869 |
| Economic development | 2,189 | 647 | 2,836 | 3,105 | 4,284 | 609 | 4,894 | 13,365 | 507 | 13,871 |
| Environment | 720 | 10 | 730 | 730 | 1,826 | 93 | 1,919 | 877 | 244 | 1,120 |
| Other | 1,730 | 425 | 2,156 | 2,652 | 10,045 | 210 | 10,254 | 4,306 | 344 | 4,651 |
| Total monetary contribution to the community | 180,474 | 4,011 | 184,485 | 186,910 | 77,974 | 2,455 | 80,429 | 94,097 | 2,491 | 96,588 |

* UBI Banca Group figures are only included as from the date of its consolidation into the Intesa Sanpaolo Group (last 5 months of 2020).

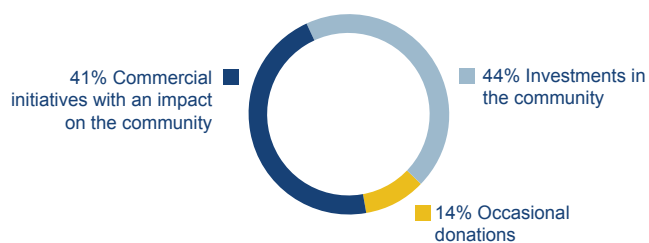
| Monetary contribution to the community by reason [K euro]** | Intesa Sanpaolo Group (excluding UBI Banca Group) | | | ISP + UBI* | Intesa Sanpaolo Group | | | | | |
|---|---|--------------|----------------|----------------|-----------------------|--------------|---------------|---------------|--------------|---------------|
| | 2020 | | | | 2020 | 2021 | | | 2022 | |
| | Italy | Abroad | Group | Group | | Italy | Abroad | Group | Italy | Abroad |
| Occasional donations | 114,460 | 279 | 114,738 | 115,201 | 7,510 | 482 | 7,992 | 13,434 | 562 | 13,996 |
| Investments in the community | 31,478 | 2,904 | 34,382 | 35,542 | 34,623 | 1,004 | 35,626 | 41,778 | 917 | 42,695 |
| Commercial initiatives with an impact on the community | 34,536 | 829 | 35,365 | 36,167 | 35,841 | 970 | 36,811 | 38,885 | 1,012 | 39,897 |
| Total monetary contribution to the community | 180,474 | 4,011 | 184,485 | 186,910 | 77,974 | 2,455 | 80,429 | 94,097 | 2,491 | 96,588 |

* UBI Banca Group figures are only included as from the date of its consolidation into the Intesa Sanpaolo Group (last 5 months of 2020).

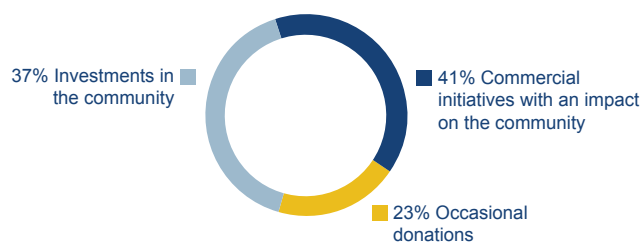
** The trend of monetary contribution to the community is significantly influenced by the fact that in 2020 the Group provided immediate support to the health care system to deal with the COVID-19 emergency: among others, the disbursement of over 100 million euro to strengthen the National Health Service through the Department of Civil Protection. It should be noted that in 2022 the Group donated 10 million euro to support the humanitarian emergency in Ukraine.

Monetary contribution to the community by reason [%]

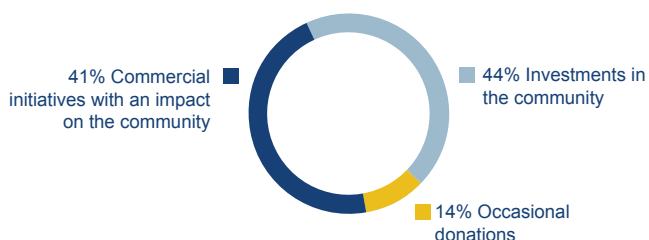
Italy



Abroad



Group



CONTRIBUTION TO THE COMMUNITY

| Company voluntary work | Intesa Sanpaolo Group (excluding UBI Banca Group) | | | Intesa Sanpaolo Group | | | | | |
|---|--|--------|-------|-----------------------|--------|-------|-------|--------|-------|
| | 2020 | | | 2021 | | | 2022 | | |
| | Italy | Abroad | Group | Italy | Abroad | Group | Italy | Abroad | Group |
| Total monetary contribution of hours of company voluntary work [K euro] | 0 | 30 | 30 | 11 | 22 | 34 | 30 | 71 | 101 |
| Hours of company voluntary work [No.] | 0 | 2,310 | 2,310 | 310 | 1,788 | 2,098 | 863 | 5,707 | 6,570 |
| Staff involved in company voluntary work [No.] | 0 | 205 | 205 | 40 | 194 | 234 | 115 | 845 | 960 |

MEDIA RELATIONS

| Type [No.] | Intesa Sanpaolo Group (excluding UBI Banca Group) | | Intesa Sanpaolo Group | |
|---|--|--|-----------------------|--------------|
| | 2020 | | 2021 | 2022 |
| Press releases | 2,104 | | 2,070 | 2,018 |
| Press conferences | 1,106 | | 1,247 | 1,111 |
| Speeches by managers at public events covered by the press office | 663 | | 641 | 723 |
| News published on the Group website | 370 | | 458 | 568 |
| Twitter posts | 1,366 | | 1,325 | 1,442 |
| Total press office interventions | 5,609 | | 5,741 | 5,862 |

Responsible supply chain management

| Total gross revenue | Intesa Sanpaolo Group (excluding UBI Banca Group) | | ISP + UBI* | Intesa Sanpaolo Group | |
|------------------------------------|--|--|------------|-----------------------|-----------|
| | 2020 | | 2020 | 2021 | 2022 |
| Total Group gross revenue [K euro] | 2,460,000 | | 2,761,433 | 2,899,000 | 2,912,000 |

* UBI Banca Group figures are only included as from the date of its consolidation into the Intesa Sanpaolo Group (last 5 months of 2020).

| Suppliers - Supplier Gate* | Intesa Sanpaolo Group (excluding UBI Banca Group) | | ISP + UBI* | Intesa Sanpaolo Group | |
|---|--|--|------------|-----------------------|-------|
| | 2020 | | 2020 | 2021 | 2022 |
| Suppliers [No.] | 7,352 | | 9,004 | 10,058 | 9,770 |
| of which: | | | | | |
| Italy [No.] | 4,237 | | 5,778 | 5,999 | 5,234 |
| Europe (excluding Italy) [No.] | 2,937 | | 3,016 | 3,834 | 4,265 |
| Rest of the world [No.] | 178 | | 210 | 225 | 271 |
| Share of orders from Europe to (Breakdown by supplier registered office) | | | | | |
| Europe [%] | 99 | | 99 | 98 | 98 |
| Rest of the world [%] | 1 | | 1 | 2 | 2 |

* The figures refer exclusively to suppliers whose registration with the Intesa Sanpaolo Group's Supplier Gate is ongoing or has been completed.