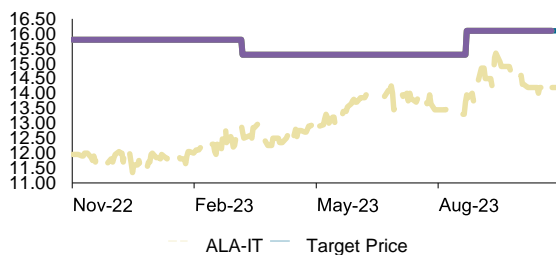


**A.L.A.**

Target price and market price trend (-1Y)

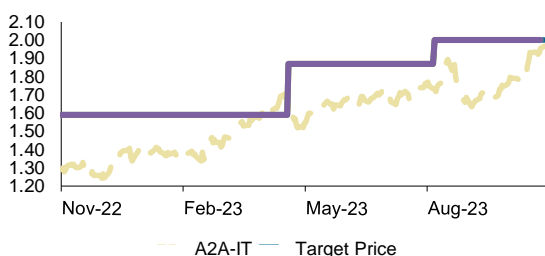


Historical recommendations and target price trend (-1Y)

Date	Rating	TP (EUR)	Mkt Price (EUR)
21-Sep-23	BUY	16.1	14.0
05-Apr-23	BUY	15.3	12.7

**A2A**

Target price and market price trend (-1Y)

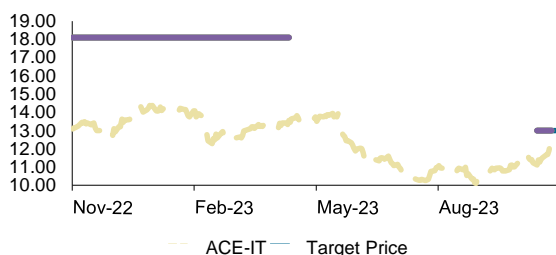


Historical recommendations and target price trend (-1Y)

Date	Rating	TP (EUR)	Mkt Price (EUR)
5-Sep-23	HOLD	2.00	1.73
18-May-23	HOLD	1.87	1.60

**Acea**

Target price and market price trend (-1Y)

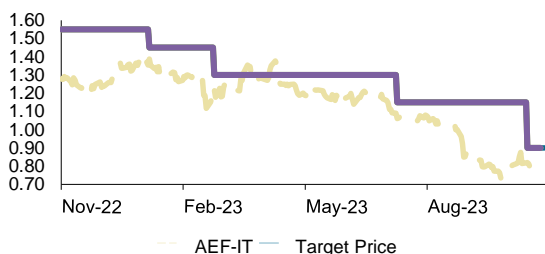


Historical recommendations and target price trend (-1Y)

Date	Rating	TP (EUR)	Mkt Price (EUR)
13-Nov-23	HOLD	13.0	11.1
26-Jul-23	Under Review	Under Review	11.2
11-May-23	BUY	Under Review	13.5

**Aeffe**

Target price and market price trend (-1Y)

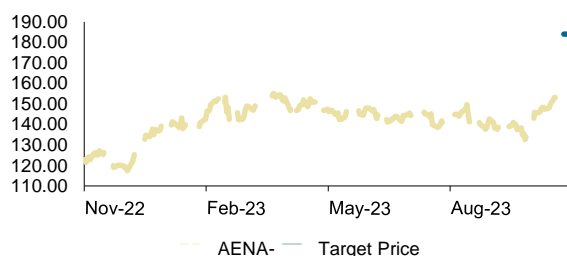


Historical recommendations and target price trend (-1Y)

Date	Rating	TP (EUR)	Mkt Price (EUR)
14-Nov-23	HOLD	0.90	0.82
08-Aug-23	HOLD	1.15	1.06
23-Mar-23	HOLD	1.30	1.22
02-Feb-23	HOLD	1.45	1.39

**Aena**

Target price and market price trend (-1Y)

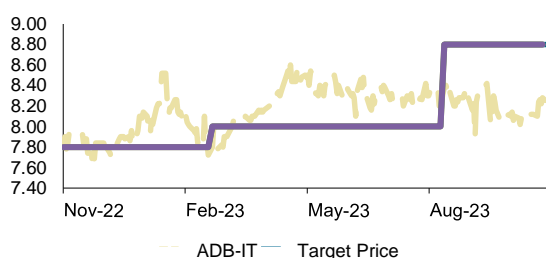


Historical recommendations and target price trend (-1Y)

Date	Rating	TP (EUR)	Mkt Price (EUR)
24-Nov-23	BUY	184.0	156.6

**Aeroporto di Bologna**

Target price and market price trend (-1Y)

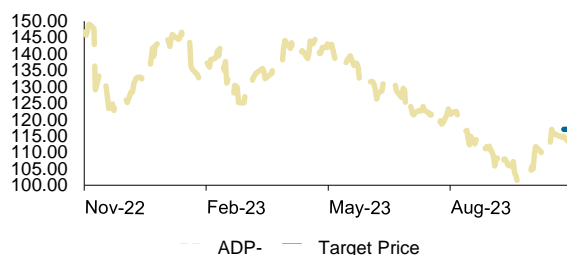


Historical recommendations and target price trend (-1Y)

Date	Rating	TP (EUR)	Mkt Price (EUR)
11-Sep-23	HOLD	8.8	8.4
20-Mar-23	HOLD	8.0	7.8

**Aeroports de Paris**

Target price and market price trend (-1Y)

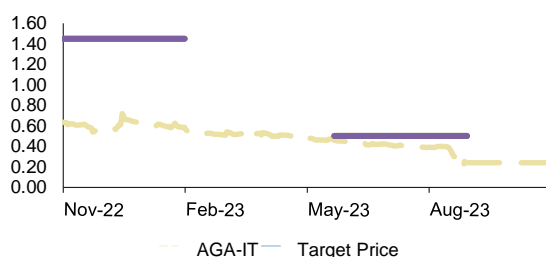


Historical recommendations and target price trend (-1Y)

Date	Rating	TP (EUR)	Mkt Price (EUR)
24-Nov-23	HOLD	117.0	114.9

**Agatos**

Target price and market price trend (-1Y)

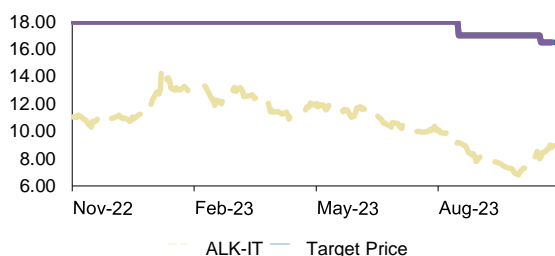


Historical recommendations and target price trend (-1Y)

Date	Rating	TP (EUR)	Mkt Price (EUR)
29-Sep-23	Suspended		0.24
20-Jun-23	HOLD	0.50	0.46
03-Apr-23	Under Review	Under Review	0.53
28-Feb-23	BUY	Under Review	0.56

**Alkemy**

Target price and market price trend (-1Y)

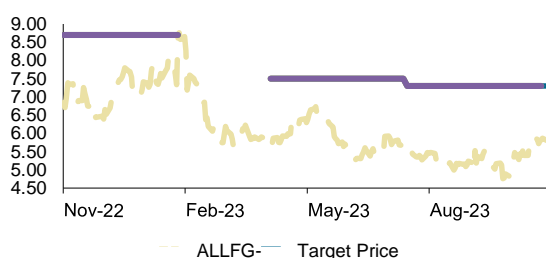


Historical recommendations and target price trend (-1Y)

Date	Rating	TP (EUR)	Mkt Price (EUR)
16-Nov-23	BUY	16.5	8.1
15-Sep-23	BUY	17.0	9.2

**Allfunds Group**

Target price and market price trend (-1Y)

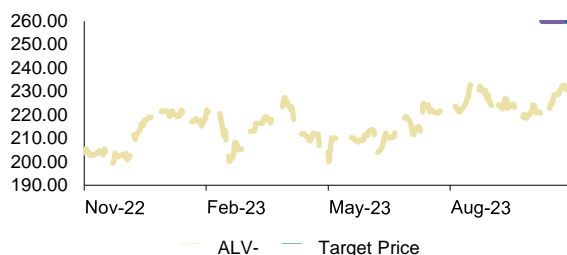


Historical recommendations and target price trend (-1Y)

Date	Rating	TP (EUR)	Mkt Price (EUR)
14-Aug-23	BUY	7.3	5.6
03-May-23	BUY	7.5	5.8
24-Feb-23	Suspended		8.6
23-Feb-23	Under Review	Under Review	8.8

**Allianz**

Target price and market price trend (-1Y)

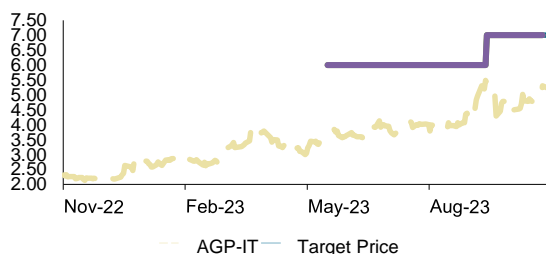


Historical recommendations and target price trend (-1Y)

Date	Rating	TP (EUR)	Mkt Price (EUR)
08-Nov-23	BUY	260.0	220.8

**Altea Green Power**

Target price and market price trend (-1Y)

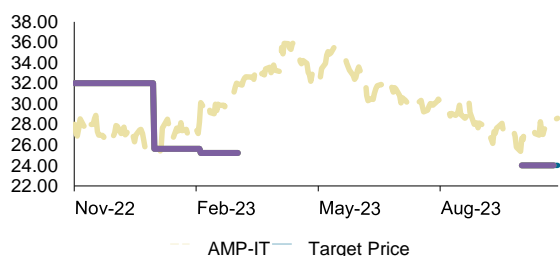


Historical recommendations and target price trend (-1Y)

Date	Rating	TP (EUR)	Mkt Price (EUR)
13-Oct-23	BUY	7.0	5.4
15-Jun-23	BUY	6.0	3.7

**Amplifon**

Target price and market price trend (-1Y)

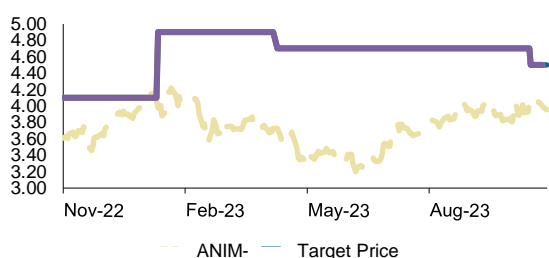


Historical recommendations and target price trend (-1Y)

Date	Rating	TP (EUR)	Mkt Price (EUR)
31-Oct-23	HOLD	24.0	26.6
03-Apr-23	Under Review	Under Review	31.8
03-Mar-23	HOLD	25.2	30.1
27-Jan-23	HOLD	25.6	25.7

**Anima Holding**

Target price and market price trend (-1Y)

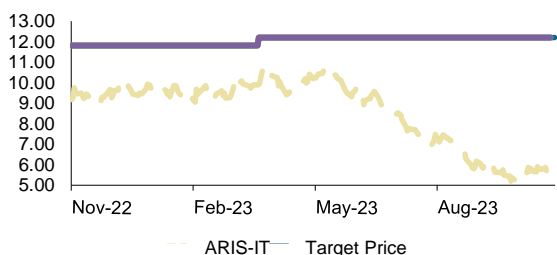


Historical recommendations and target price trend (-1Y)

Date	Rating	TP (EUR)	Mkt Price (EUR)
15-Nov-23	BUY	4.5	4.0
08-May-23	BUY	4.7	3.7
07-Feb-23	BUY	4.9	4.0

**Ariston Holding**

Target price and market price trend (-1Y)



Historical recommendations and target price trend (-1Y)

Date	Rating	TP (EUR)	Mkt Price (EUR)
18-Apr-23	BUY	12.2	9.9

**Arm Holdings**

Target price and market price trend (-1Y)

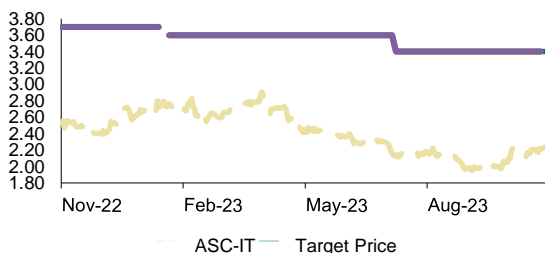


Historical recommendations and target price trend (-1Y)

Date	Rating	TP (USD)	Mkt Price (USD)
18-Oct-23	HOLD	55.4	51.9

**Ascopiave**

Target price and market price trend (-1Y)

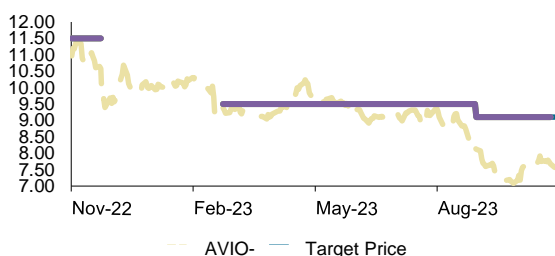


Historical recommendations and target price trend (-1Y)

Date	Rating	TP (EUR)	Mkt Price (EUR)
7-Aug-23	BUY	3.4	2.1
17-Feb-23	BUY	3.6	2.8
10-Feb-23	Under Review	Under Review	2.7

**Avio**

Target price and market price trend (-1Y)

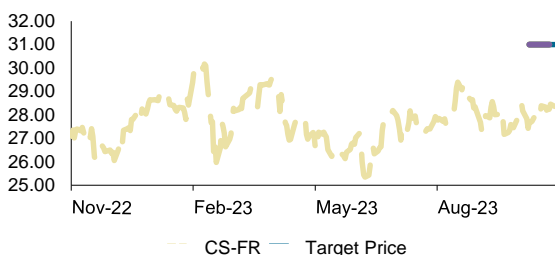


Historical recommendations and target price trend (-1Y)

Date	Rating	TP (EUR)	Mkt Price (EUR)
29-Sep-23	HOLD	9.1	8.1
22-Mar-23	HOLD	9.5	9.4
21-Dec-22	Under Review	Under Review	9.6

**AXA**

Target price and market price trend (-1Y)

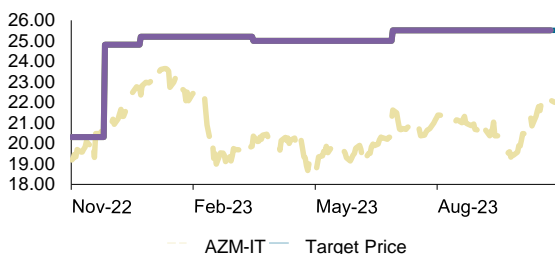


Historical recommendations and target price trend (-1Y)

Date	Rating	TP (EUR)	Mkt Price (EUR)
08-Nov-23	HOLD	31.0	27.7

**Azimut Holding**

Target price and market price trend (-1Y)

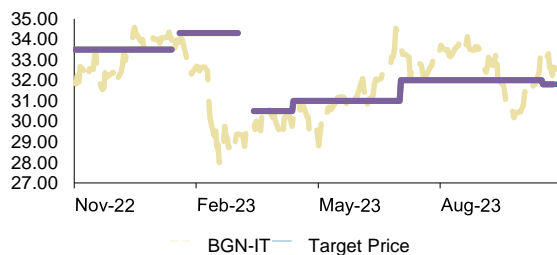


Historical recommendations and target price trend (-1Y)

Date	Rating	TP (EUR)	Mkt Price (EUR)
28-Jul-23	BUY	25.5	21.6
14-Apr-23	BUY	25.0	20.4
03-Apr-23	BUY	25.2	19.7
19-Jan-23	ADD	25.2	22.4
23-Dec-22	ADD	24.8	20.7

**Banca Generali**

Target price and market price trend (-1Y)

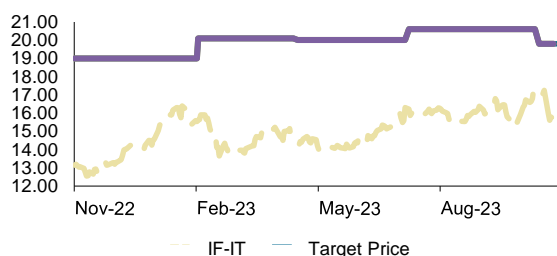


Historical recommendations and target price trend (-1Y)

Date	Rating	TP (EUR)	Mkt Price (EUR)
16-Nov-23	HOLD	31.8	32.8
01-Aug-23	HOLD	32.0	33.7
12-May-23	HOLD	31.0	30.4
12-Apr-23	HOLD	30.5	30.1
03-Apr-23	Under Review	Under Review	29.3
15-Feb-23	HOLD	34.3	33.9
10-Feb-23	Under Review	Under Review	33.2

**Banca IFIS**

Target price and market price trend (-1Y)

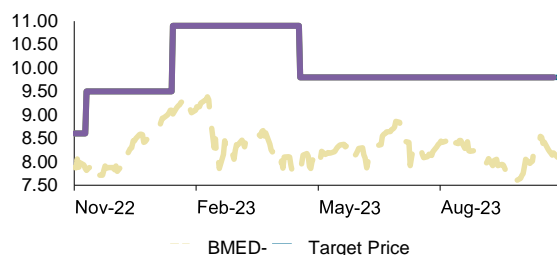


Historical recommendations and target price trend (-1Y)

Date	Rating	TP (EUR)	Mkt Price (EUR)
13-Nov-23	BUY	19.8	17.2
07-Aug-23	BUY	20.6	16.2
15-May-23	BUY	20.0	14.4
01-Mar-23	BUY	20.1	15.6

**Banca Mediolanum**

Target price and market price trend (-1Y)

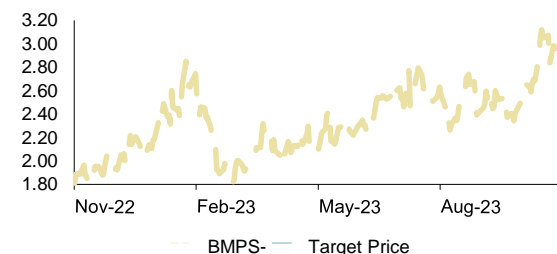


Historical recommendations and target price trend (-1Y)

Date	Rating	TP (EUR)	Mkt Price (EUR)
17-May-23	BUY	9.8	8.0
10-Feb-23	BUY	10.9	9.0
07-Dec-22	BUY	9.5	7.8

**Banca Monte dei Paschi di Siena**

Target price and market price trend (-1Y)

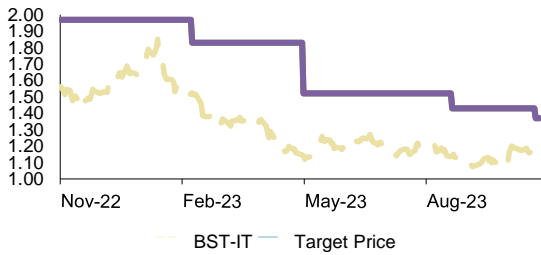


Historical recommendations and target price trend (-1Y)

Date	Rating	TP (EUR)	Mkt Price (EUR)
26-Oct-21	Suspended		22.1

**Banca Sistema**

Target price and market price trend (-1Y)

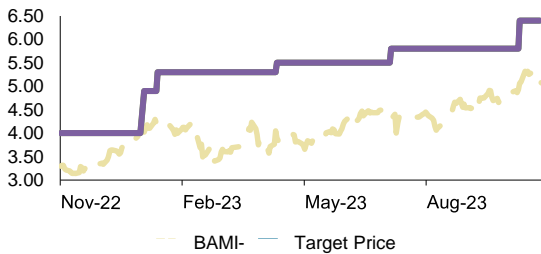


Historical recommendations and target price trend (-1Y)

Date	Rating	TP (EUR)	Mkt Price (EUR)
21-Nov-23	BUY	1.37	1.16
19-Sep-23	BUY	1.43	1.14
30-May-23	BUY	1.52	1.14
07-Mar-23	BUY	1.83	1.52

**Banco BPM**

Target price and market price trend (-1Y)

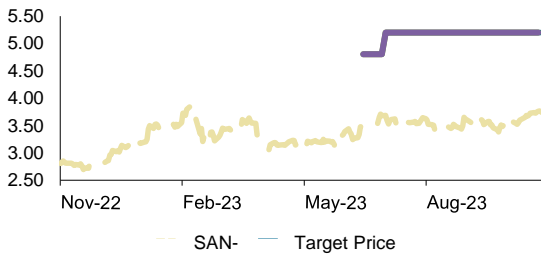


Historical recommendations and target price trend (-1Y)

Date	Rating	TP (EUR)	Mkt Price (EUR)
9-Nov-23	BUY	6.4	5.1
04-Aug-23	BUY	5.8	4.3
10-May-23	BUY	5.5	3.9
09-Feb-23	BUY	5.3	4.2
30-Jan-23	BUY	4.9	4.0

**Banco Santander**

Target price and market price trend (-1Y)

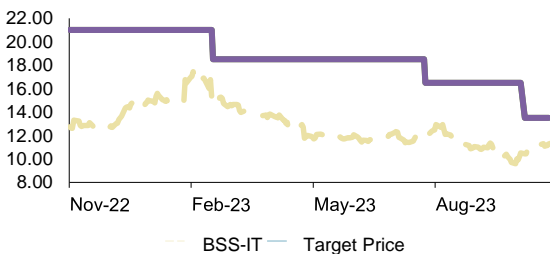


Historical recommendations and target price trend (-1Y)

Date	Rating	TP (EUR)	Mkt Price (EUR)
31-Jul-23	BUY	5.2	3.7
14-Jul-23	BUY	4.8	3.5

**Biesse**

Target price and market price trend (-1Y)

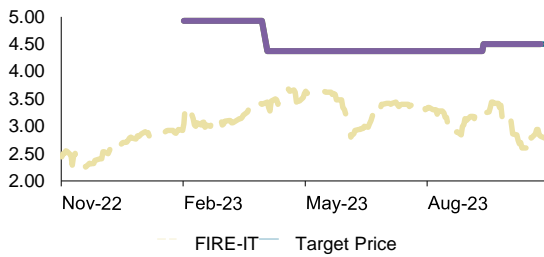


Historical recommendations and target price trend (-1Y)

Date	Rating	TP (EUR)	Mkt Price (EUR)
6-Nov-23	BUY	13.5	10.4
23-Aug-23	BUY	16.5	12.4
03-Apr-23	BUY	18.5	14.7
16-Mar-23	HOLD	18.5	15.1

**Bifire**

Target price and market price trend (-1Y)

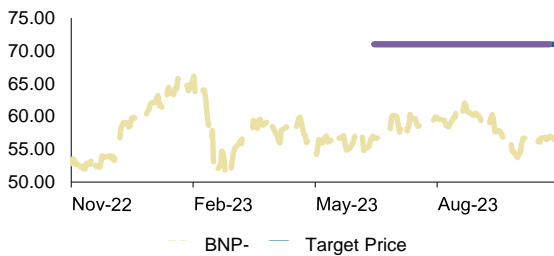


Historical recommendations and target price trend (-1Y)

Date	Rating	TP (EUR)	Mkt Price (EUR)
12-Oct-23	BUY	4.5	3.2
02-May-23	BUY	4.4	3.4
28-Feb-23	BUY	4.9	3.0

**BNP Paribas**

Target price and market price trend (-1Y)

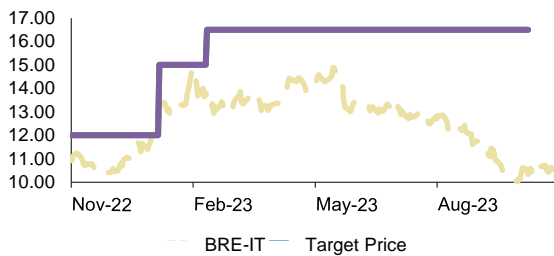


Historical recommendations and target price trend (-1Y)

Date	Rating	TP (EUR)	Mkt Price (EUR)
14-Jul-23	BUY	71.0	56.7

**Brembo**

Target price and market price trend (-1Y)

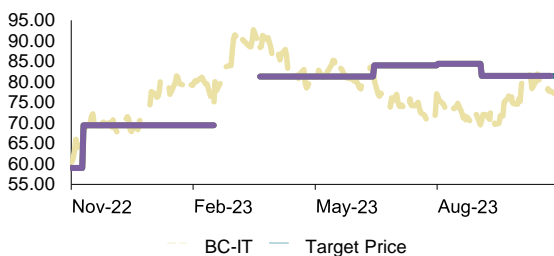


Historical recommendations and target price trend (-1Y)

Date	Rating	TP (EUR)	Mkt Price (EUR)
8-Nov-23	BUY	Under Review	10.5
10-Mar-23	BUY	16.5	13.7
02-Feb-23	BUY	15.0	13.2

**Brunello Cucinelli**

Target price and market price trend (-1Y)



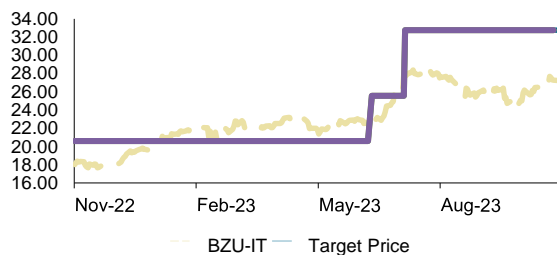
Historical recommendations and target price trend (-1Y)

Date	Rating	TP (EUR)	Mkt Price (EUR)
3-Oct-23	BUY	81.4	70.8
31-Aug-23	HOLD	84.4	76.4
14-Jul-23	HOLD	84.0	80.4
19-Apr-23	HOLD	81.3	88.4
16-Mar-23	Under Review	Under Review	80.0
07-Dec-22	ADD	69.4	69.2



**Buzzi Unicem**

Target price and market price trend (-1Y)

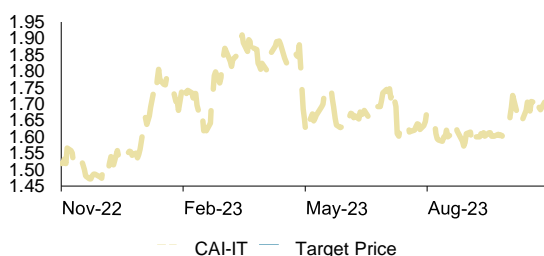


Historical recommendations and target price trend (-1Y)

Date	Rating	TP (EUR)	Mkt Price (EUR)
4-Aug-23	BUY	32.8	27.7
10-Jul-23	BUY	25.6	22.2
03-Apr-23	HOLD	20.6	22.8

**Cairo Communication**

Target price and market price trend (-1Y)

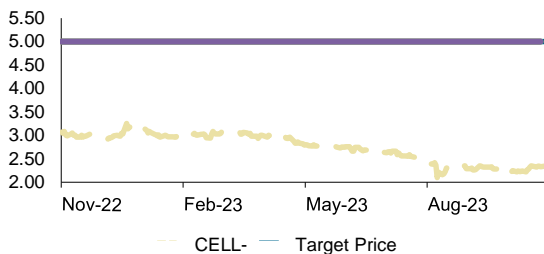


Historical recommendations and target price trend (-1Y)

Date	Rating	TP (EUR)	Mkt Price (EUR)
3-Apr-23	Under Review	Under Review	1.84

**Cellularline**

Target price and market price trend (-1Y)

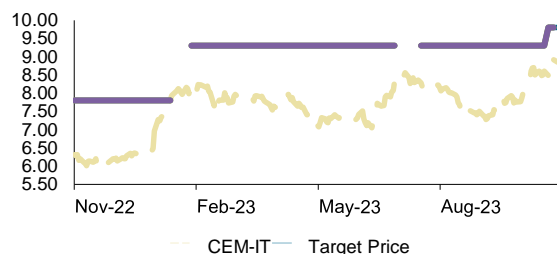


Historical recommendations and target price trend (-1Y)

Date	Rating	TP (EUR)	Mkt Price (EUR)
20-Oct-22	BUY	5.0	3.2

**Cementir Holding**

Target price and market price trend (-1Y)

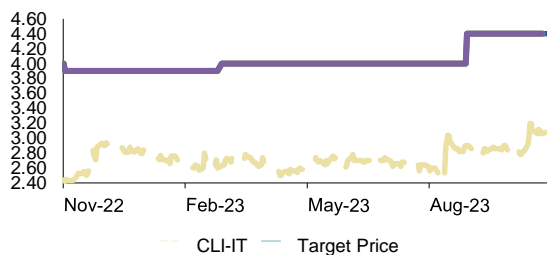


Historical recommendations and target price trend (-1Y)

Date	Rating	TP (EUR)	Mkt Price (EUR)
20-Nov-23	BUY	9.8	8.5
16-Aug-23	BUY	9.3	8.3
28-Jul-23	BUY	Under Review	8.4
03-Apr-23	BUY	9.3	7.9
24-Feb-23	ADD	9.3	8.1
09-Feb-23	BUY	Under Review	7.9

**Centrale del Latte d'Italia**

Target price and market price trend (-1Y)

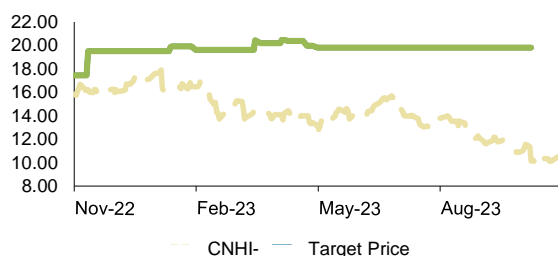


Historical recommendations and target price trend (-1Y)

Date	Rating	TP (EUR)	Mkt Price (EUR)
28-Sep-23	BUY	4.4	2.9
27-Mar-23	BUY	4.0	2.6
29-Nov-22	BUY	3.9	2.4

**CNH Industrial**

Target price and market price trend (-1Y)

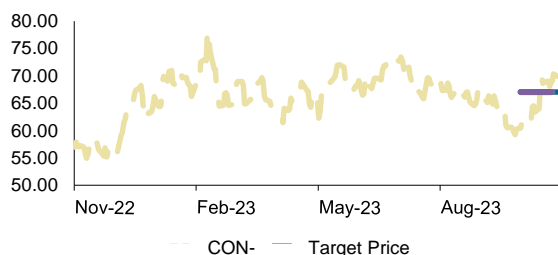


Historical recommendations and target price trend (-1Y)

Date	Rating	TP (USD)	Mkt Price (USD)
27-Nov-23	BUY	15.3	10.5
08-Nov-23	Under Review	Under Review	10.3
08-Dec-22	BUY	19.5	16.2

**Continental**

Target price and market price trend (-1Y)

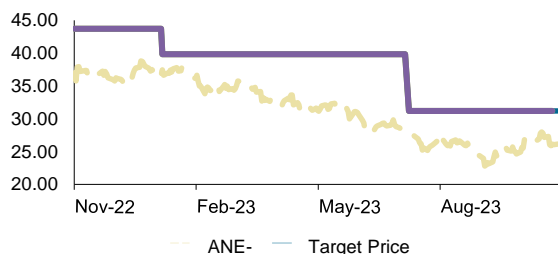


Historical recommendations and target price trend (-1Y)

Date	Rating	TP (EUR)	Mkt Price (EUR)
30-Oct-23	HOLD	67.0	60.5

**Corporación Acciona Energías Renovables**

Target price and market price trend (-1Y)

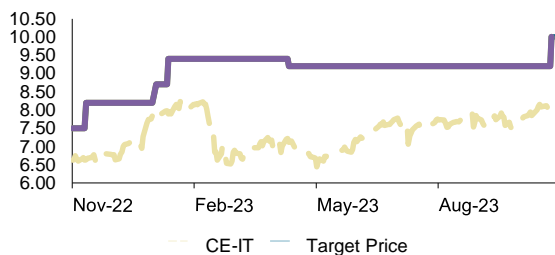


Historical recommendations and target price trend (-1Y)

Date	Rating	TP (EUR)	Mkt Price (EUR)
7-Aug-23	HOLD	31.2	27.4
02-Feb-23	HOLD	39.8	37.4

**Credito Emiliano**

Target price and market price trend (-1Y)

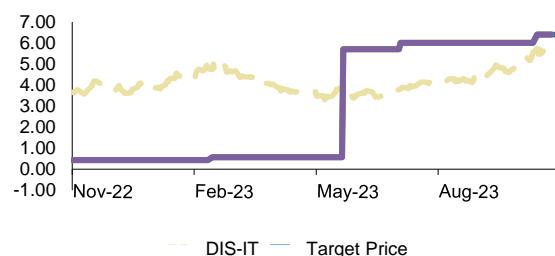


Historical recommendations and target price trend (-1Y)

Date	Rating	TP (EUR)	Mkt Price (EUR)
24-Nov-23	BUY	10.0	8.1
10-May-23	BUY	9.2	7.1
03-Apr-23	BUY	9.4	6.8
08-Feb-23	ADD	9.4	7.9
30-Jan-23	ADD	8.7	7.8
08-Dec-22	BUY	8.2	6.6

**d'Amico International Shipping**

Target price and market price trend (-1Y)

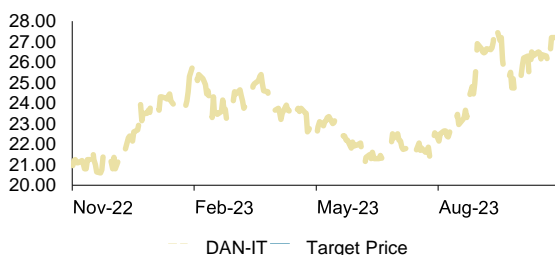


Historical recommendations and target price trend (-1Y)

Date	Rating	TP (EUR)	Mkt Price (EUR)
13-Nov-23	BUY	6.4	5.7
02-Aug-23	BUY	6.0	3.8
20-Jun-23	BUY	5.7	3.6
13-Mar-23	BUY	0.57	4.7

**Danieli**

Target price and market price trend (-1Y)

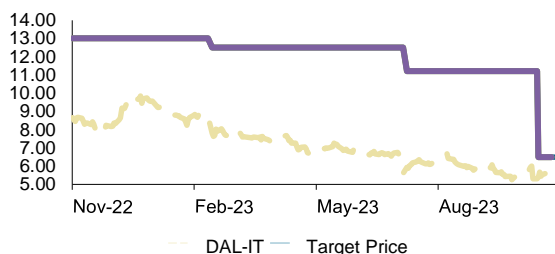


Historical recommendations and target price trend (-1Y)

Date	Rating	TP (EUR)	Mkt Price (EUR)
12-Mar-20	Under Review	Under Review	9.4

**Datalogic**

Target price and market price trend (-1Y)

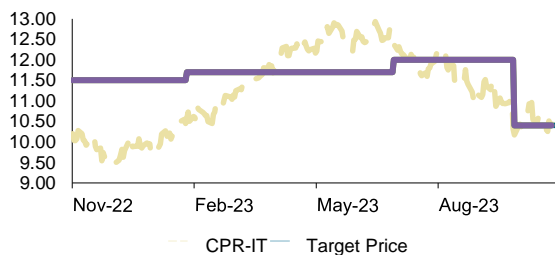


Historical recommendations and target price trend (-1Y)

Date	Rating	TP (EUR)	Mkt Price (EUR)
14-Nov-23	HOLD	6.5	5.4
07-Aug-23	BUY	11.2	5.9
13-Mar-23	BUY	12.5	7.8

**Davide Campari**

Target price and market price trend (-1Y)

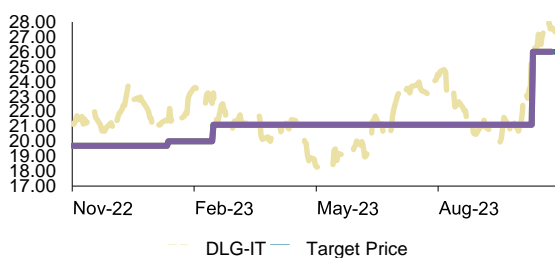


Historical recommendations and target price trend (-1Y)

Date	Rating	TP (EUR)	Mkt Price (EUR)
27-Oct-23	HOLD	10.4	10.2
28-Jul-23	HOLD	12.0	12.4
03-Apr-23	BUY	11.7	11.3
22-Feb-23	ADD	11.7	10.6

**De' Longhi**

Target price and market price trend (-1Y)

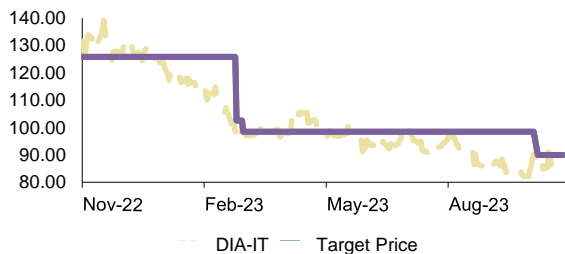


Historical recommendations and target price trend (-1Y)

Date	Rating	TP (EUR)	Mkt Price (EUR)
10-Nov-23	HOLD	26.0	26.2
14-Mar-23	HOLD	21.1	23.2
08-Feb-23	HOLD	20.0	21.4

**Diasorin**

Target price and market price trend (-1Y)

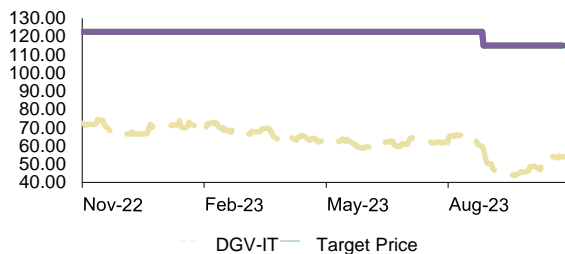


Historical recommendations and target price trend (-1Y)

Date	Rating	TP (EUR)	Mkt Price (EUR)
6-Nov-23	HOLD	90.0	86.8
29-Mar-23	HOLD	98.5	98.0
24-Mar-23	HOLD	102.5	102.1

**Digital Value**

Target price and market price trend (-1Y)

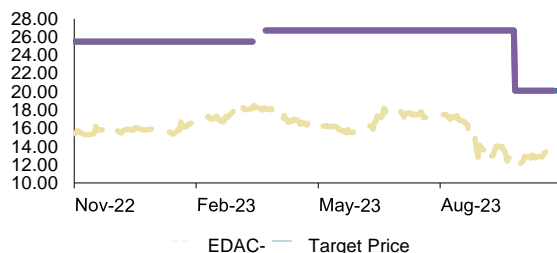


Historical recommendations and target price trend (-1Y)

Date	Rating	TP (EUR)	Mkt Price (EUR)
26-Sep-23	BUY	115.0	58.3

**EdiliziAcrobatica**

Target price and market price trend (-1Y)

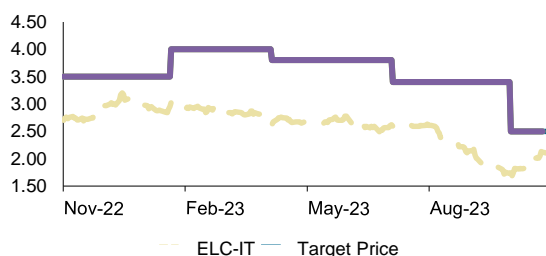


Historical recommendations and target price trend (-1Y)

Date	Rating	TP (EUR)	Mkt Price (EUR)
26-Oct-23	BUY	20.1	12.1
21-Apr-23	BUY	26.7	18.1
12-Apr-23	Under Review	Under Review	18.5

**Elica**

Target price and market price trend (-1Y)

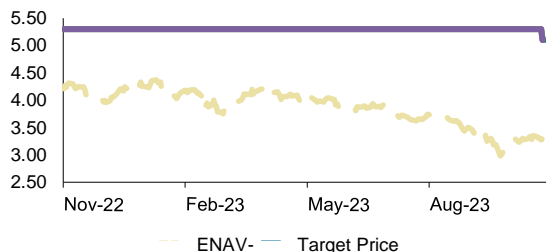


Historical recommendations and target price trend (-1Y)

Date	Rating	TP (EUR)	Mkt Price (EUR)
31-Oct-23	BUY	2.5	1.74
03-Aug-23	BUY	3.4	2.6
04-May-23	BUY	3.8	2.6
17-Feb-23	BUY	4.0	3.0

**ENAV**

Target price and market price trend (-1Y)

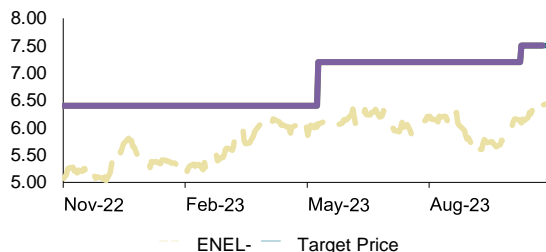


Historical recommendations and target price trend (-1Y)

Date	Rating	TP (EUR)	Mkt Price (EUR)
24-Nov-23	BUY	5.1	3.3

**Enel**

Target price and market price trend (-1Y)

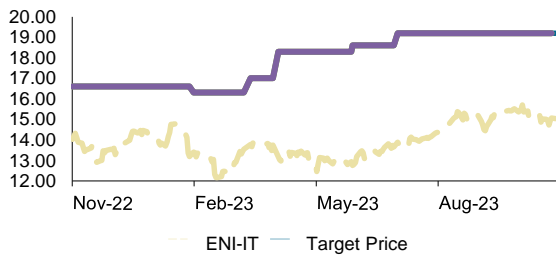


Historical recommendations and target price trend (-1Y)

Date	Rating	TP (EUR)	Mkt Price (EUR)
8-Nov-23	BUY	7.5	6.1
08-Jun-23	BUY	7.2	6.1

Eni

Target price and market price trend (-1Y)

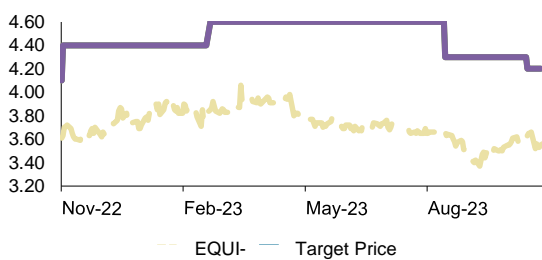


Historical recommendations and target price trend (-1Y)

Date	Rating	TP (EUR)	Mkt Price (EUR)
31-Jul-23	BUY	19.2	13.9
27-Jun-23	BUY	18.6	12.7
02-May-23	BUY	18.3	13.2
11-Apr-23	BUY	17.0	13.8
27-Feb-23	BUY	16.3	13.4

Equita Group

Target price and market price trend (-1Y)

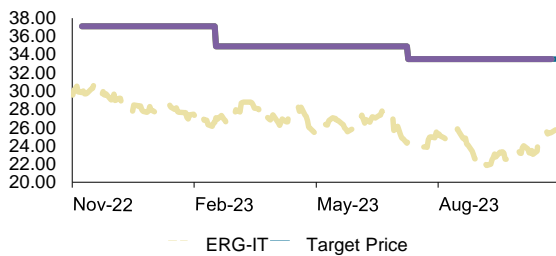


Historical recommendations and target price trend (-1Y)

Date	Rating	TP (EUR)	Mkt Price (EUR)
14-Nov-23	BUY	4.2	3.6
13-Sep-23	BUY	4.3	3.7
20-Mar-23	BUY	4.6	3.9
29-Nov-22	BUY	4.4	3.6

ERG

Target price and market price trend (-1Y)

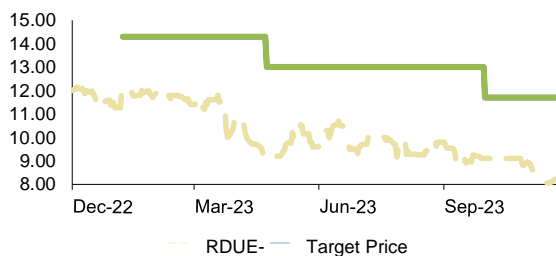


Historical recommendations and target price trend (-1Y)

Date	Rating	TP (EUR)	Mkt Price (EUR)
8-Aug-23	BUY	33.5	24.5
16-Mar-23	BUY	34.9	27.1
05-Dec-22	BUY	37.1	29.8

ErreDue

Target price and market price trend (-1Y)

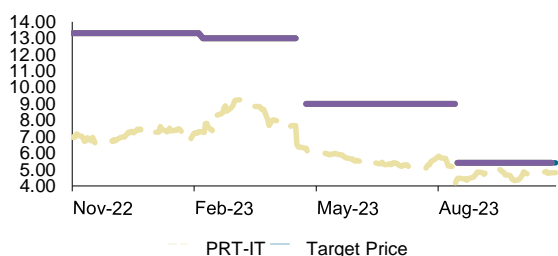


Historical recommendations and target price trend (-1Y)

Date	Rating	TP (EUR)	Mkt Price (EUR)
6-Oct-23	BUY	11.7	9.1
28-Apr-23	BUY	13.0	9.3
12-Jan-23	BUY	14.3	12.0

**Esprinet**

Target price and market price trend (-1Y)

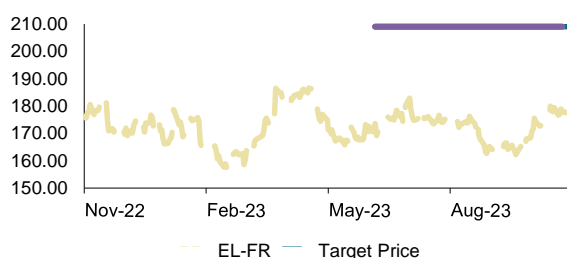


Historical recommendations and target price trend (-1Y)

Date	Rating	TP (EUR)	Mkt Price (EUR)
14-Sep-23	HOLD	5.4	4.5
13-Sep-23	Under Review	Under Review	4.3
23-May-23	BUY	9.0	6.3
16-May-23	Under Review	Under Review	6.5
06-Mar-23	BUY	13.0	7.3

**EssilorLuxottica**

Target price and market price trend (-1Y)

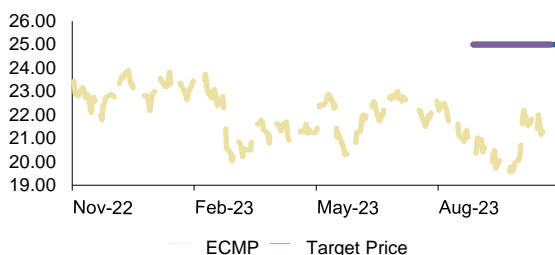


Historical recommendations and target price trend (-1Y)

Date	Rating	TP (EUR)	Mkt Price (EUR)
05-Jul-23	BUY	209.0	173.5

**Eurocommercial Properties**

Target price and market price trend (-1Y)

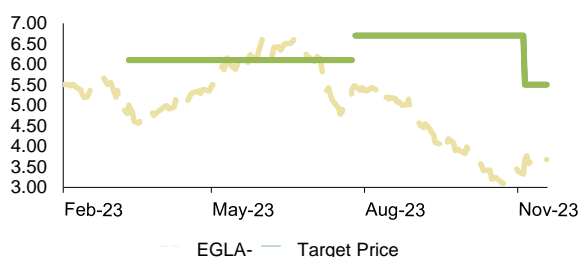


Historical recommendations and target price trend (-1Y)

Date	Rating	TP (EUR)	Mkt Price (EUR)
26-Sep-23	BUY	25.0	20.6

**EuroGroup Laminations**

Target price and market price trend (-1Y)

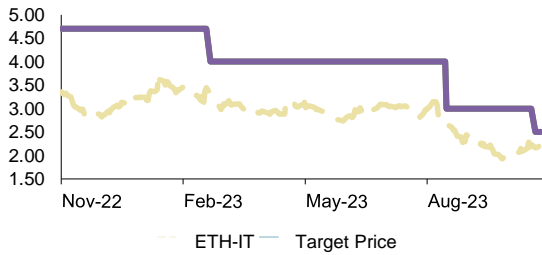


Historical recommendations and target price trend (-1Y)

Date	Rating	TP (EUR)	Mkt Price (EUR)
14-Nov-23	BUY	5.5	3.7
04-Aug-23	BUY	6.7	5.5
03-Aug-23	BUY	Under Review	5.5
21-Mar-23	BUY	6.1	5.0

**Eurotech**

Target price and market price trend (-1Y)

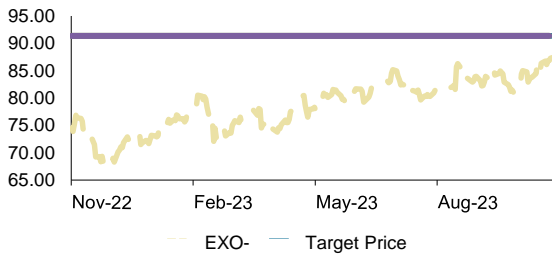


Historical recommendations and target price trend (-1Y)

Date	Rating	TP (EUR)	Mkt Price (EUR)
20-Nov-23	HOLD	2.5	2.2
14-Sep-23	HOLD	3.0	2.7
03-Apr-23	BUY	4.0	3.2
20-Mar-23	ADD	4.0	3.3

**EXOR**

Target price and market price trend (-1Y)

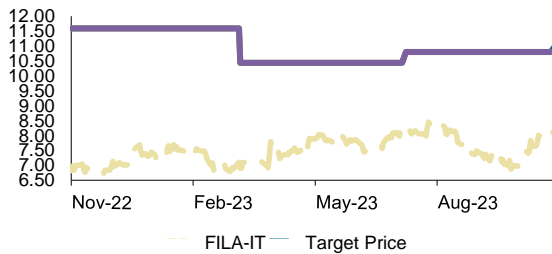


Historical recommendations and target price trend (-1Y)

Date	Rating	TP (EUR)	Mkt Price (EUR)
25-Apr-22	BUY	91.3	

**F.I.L.A.**

Target price and market price trend (-1Y)

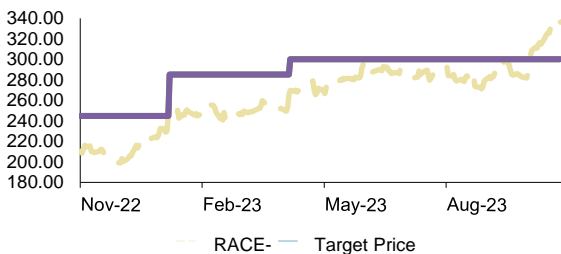


Historical recommendations and target price trend (-1Y)

Date	Rating	TP (EUR)	Mkt Price (EUR)
27-Nov-23	BUY	11.0	8.2
07-Aug-23	BUY	10.8	8.3
04-Apr-23	BUY	10.4	6.9

**Ferrari**

Target price and market price trend (-1Y)



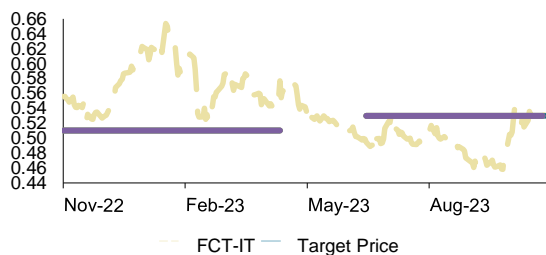
Historical recommendations and target price trend (-1Y)

Date	Rating	TP (EUR)	Mkt Price (EUR)
3-Aug-23	HOLD	300.0	288.1
05-May-23	BUY	300.0	269.5
03-Apr-23	BUY	285.2	247.8
03-Feb-23	ADD	285.2	242.0



**Fincantieri**

Target price and market price trend (-1Y)

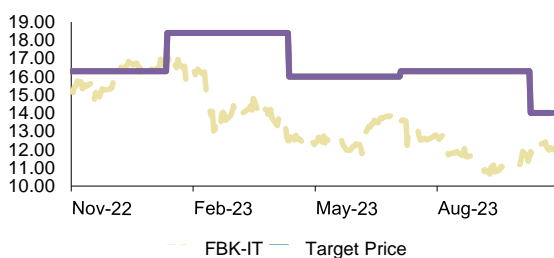


Historical recommendations and target price trend (-1Y)

Date	Rating	TP (EUR)	Mkt Price (EUR)
14-Jul-23	HOLD	0.53	0.49
11-May-23	HOLD	Under Review	0.55

**Fincobank**

Target price and market price trend (-1Y)

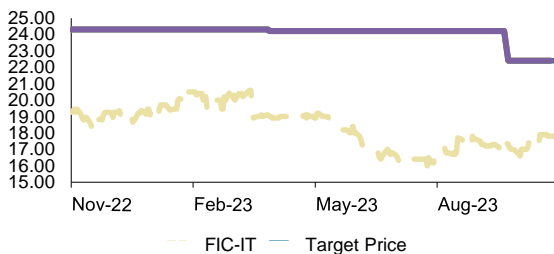


Historical recommendations and target price trend (-1Y)

Date	Rating	TP (EUR)	Mkt Price (EUR)
9-Nov-23	BUY	14.0	11.9
03-Aug-23	BUY	16.3	13.5
11-May-23	BUY	16.0	12.5
03-Apr-23	BUY	18.4	13.9
08-Feb-23	ADD	18.4	16.8

**First Capital**

Target price and market price trend (-1Y)

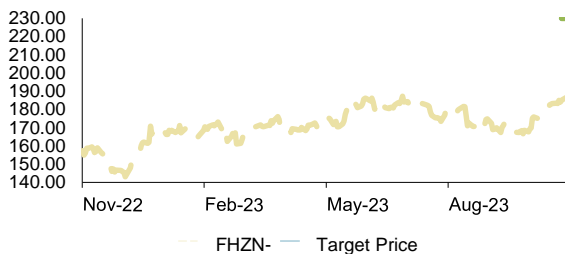


Historical recommendations and target price trend (-1Y)

Date	Rating	TP (EUR)	Mkt Price (EUR)
23-Oct-23	BUY	22.4	17.3
26-Apr-23	BUY	24.2	19.0

**Flughafen Zuerich**

Target price and market price trend (-1Y)

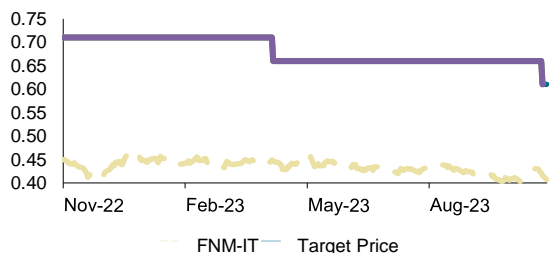


Historical recommendations and target price trend (-1Y)

Date	Rating	TP (CHF)	Mkt Price (CHF)
24-Nov-23	BUY	230.0	185.2

**FNM**

Target price and market price trend (-1Y)

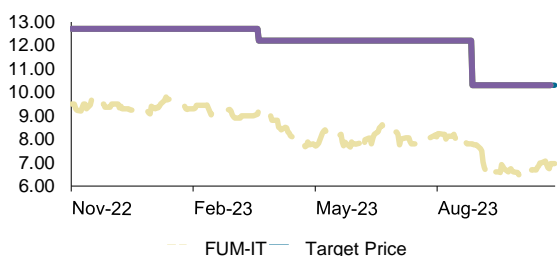


Historical recommendations and target price trend (-1Y)

Date	Rating	TP (EUR)	Mkt Price (EUR)
24-Nov-23	BUY	0.61	0.42
05-May-23	BUY	0.66	0.45

**Franchi Umberto Marmi**

Target price and market price trend (-1Y)

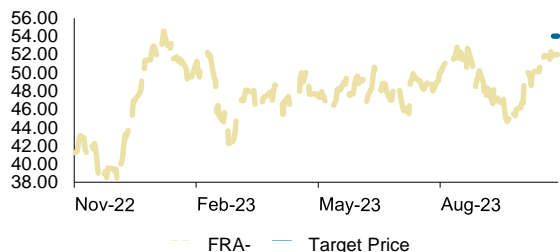


Historical recommendations and target price trend (-1Y)

Date	Rating	TP (EUR)	Mkt Price (EUR)
26-Sep-23	BUY	10.3	7.8
18-Apr-23	BUY	12.2	9.2

**Fraport**

Target price and market price trend (-1Y)

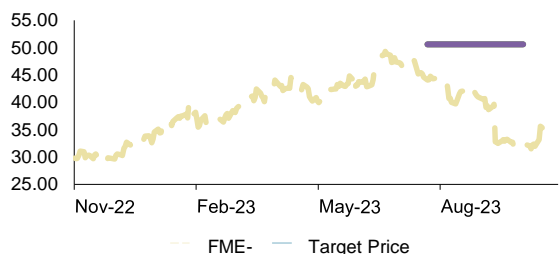


Historical recommendations and target price trend (-1Y)

Date	Rating	TP (EUR)	Mkt Price (EUR)
24-Nov-23	HOLD	54.0	52.0

**Fresenius Medical Care**

Target price and market price trend (-1Y)

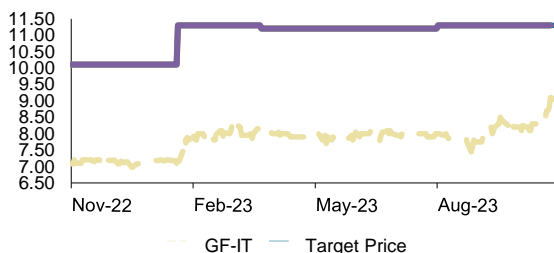


Historical recommendations and target price trend (-1Y)

Date	Rating	TP (EUR)	Mkt Price (EUR)
2-Nov-23	HOLD	Under Review	32.2
21-Aug-23	HOLD	50.6	44.1

**Generalfinanse**

Target price and market price trend (-1Y)

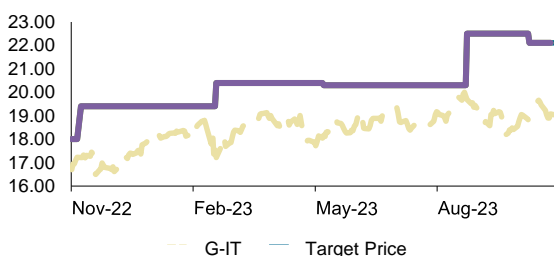


Historical recommendations and target price trend (-1Y)

Date	Rating	TP (EUR)	Mkt Price (EUR)
31-Aug-23	BUY	11.3	8.0
20-Apr-23	BUY	11.2	8.1
16-Feb-23	BUY	11.3	7.2

**Generali**

Target price and market price trend (-1Y)

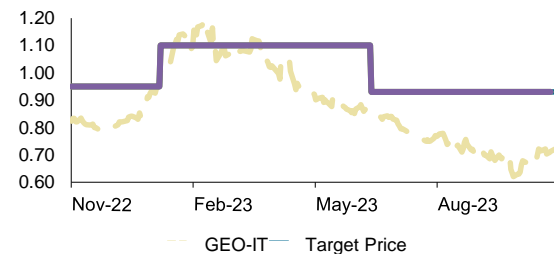


Historical recommendations and target price trend (-1Y)

Date	Rating	TP (EUR)	Mkt Price (EUR)
8-Nov-23	BUY	22.1	18.9
22-Sep-23	BUY	22.5	19.7
06-Jun-23	BUY	20.3	18.2
03-Apr-23	BUY	20.4	18.4
17-Mar-23	ADD	20.4	17.2
05-Dec-22	ADD	19.4	17.2

**Geox**

Target price and market price trend (-1Y)

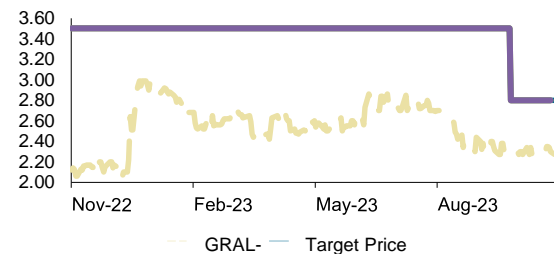


Historical recommendations and target price trend (-1Y)

Date	Rating	TP (EUR)	Mkt Price (EUR)
28-Nov-23	HOLD	0.78	0.72
12-Jul-23	HOLD	0.93	0.87
03-Apr-23	HOLD	1.10	1.08
03-Feb-23	ADD	1.10	1.02

**Grifal**

Target price and market price trend (-1Y)

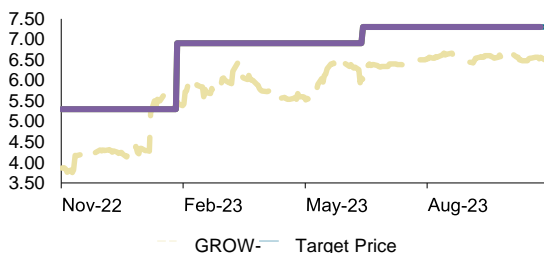


Historical recommendations and target price trend (-1Y)

Date	Rating	TP (EUR)	Mkt Price (EUR)
25-Oct-23	BUY	2.8	2.4

**Growens**

Target price and market price trend (-1Y)

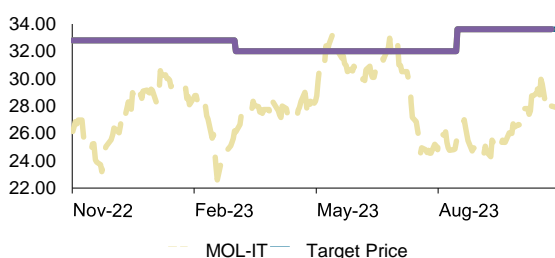


Historical recommendations and target price trend (-1Y)

Date	Rating	TP (EUR)	Mkt Price (EUR)
13-Jul-23	BUY	7.3	6.0
23-Feb-23	BUY	6.9	5.5

**Gruppo MutuiOnline**

Target price and market price trend (-1Y)

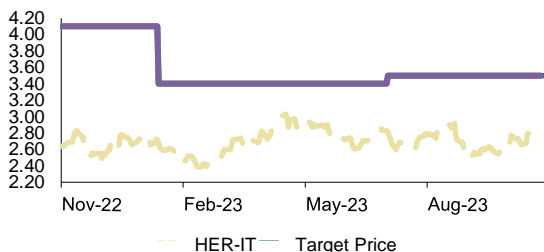


Historical recommendations and target price trend (-1Y)

Date	Rating	TP (EUR)	Mkt Price (EUR)
14-Sep-23	BUY	33.6	25.8
31-Mar-23	BUY	32.0	26.1

**Hera**

Target price and market price trend (-1Y)

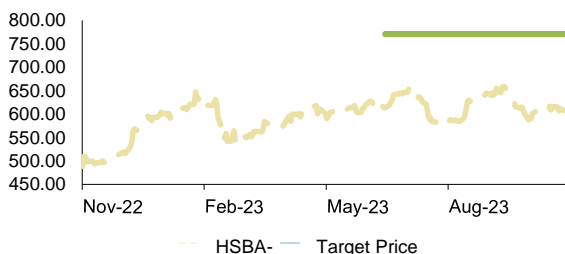


Historical recommendations and target price trend (-1Y)

Date	Rating	TP (EUR)	Mkt Price (EUR)
1-Aug-23	BUY	3.5	2.8
09-Feb-23	BUY	3.4	2.7

**HSBC**

Target price and market price trend (-1Y)

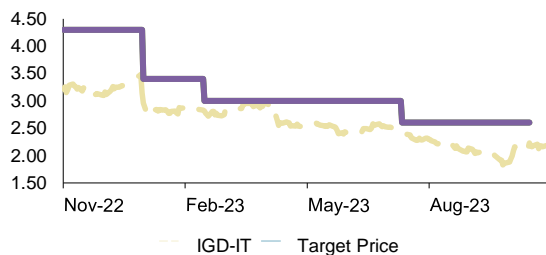


Historical recommendations and target price trend (-1Y)

Date	Rating	TP (GBP)	Mkt Price (GBP)
14-Jul-23	BUY	770.0	613.1

**IGD**

Target price and market price trend (-1Y)

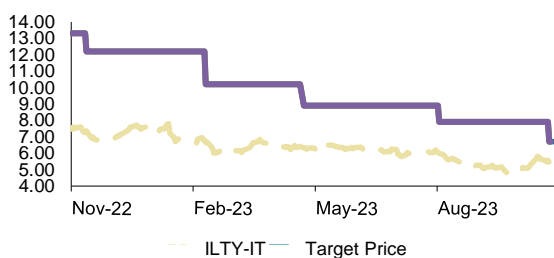


Historical recommendations and target price trend (-1Y)

Date	Rating	TP (EUR)	Mkt Price (EUR)
15-Nov-23	HOLD	Under Review	2.2
10-Aug-23	HOLD	2.6	2.4
14-Mar-23	HOLD	3.0	2.8
27-Jan-23	HOLD	3.4	3.0

**Illimity**

Target price and market price trend (-1Y)

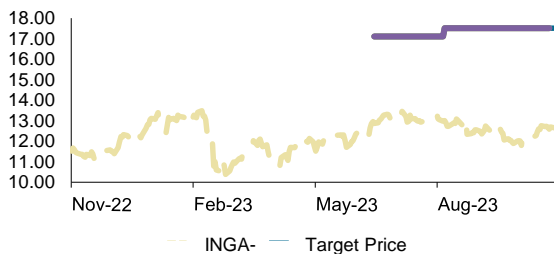


Historical recommendations and target price trend (-1Y)

Date	Rating	TP (EUR)	Mkt Price (EUR)
23-Nov-23	BUY	6.7	5.4
01-Sep-23	BUY	7.9	6.0
22-May-23	BUY	8.9	6.3
09-Mar-23	BUY	10.2	6.7
09-Dec-22	BUY	12.2	7.4

**ING Groep**

Target price and market price trend (-1Y)

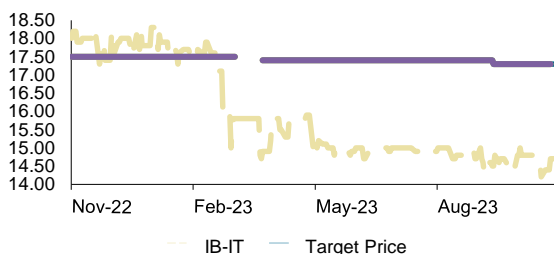


Historical recommendations and target price trend (-1Y)

Date	Rating	TP (EUR)	Mkt Price (EUR)
5-Sep-23	BUY	17.5	13.0
14-Jul-23	BUY	17.1	12.9

**Iniziativa Bresciane**

Target price and market price trend (-1Y)

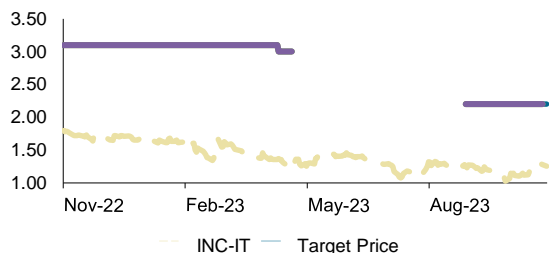


Historical recommendations and target price trend (-1Y)

Date	Rating	TP (EUR)	Mkt Price (EUR)
12-Oct-23	BUY	17.3	14.5
21-Apr-23	BUY	17.4	14.9
03-Apr-23	Under Review	Under Review	15.8

**Innovatec**

Target price and market price trend (-1Y)

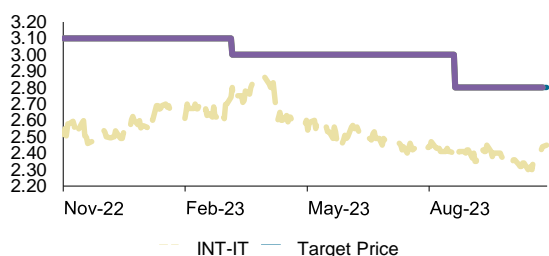


Historical recommendations and target price trend (-1Y)

Date	Rating	TP (EUR)	Mkt Price (EUR)
27-Sep-23	BUY	2.2	1.25
22-May-23	Under Review	Under Review	1.36
09-May-23	BUY	3.0	1.37

**Intermonte Partners**

Target price and market price trend (-1Y)

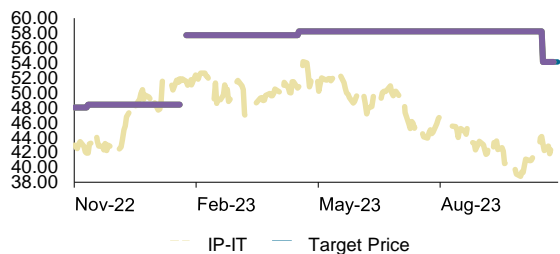


Historical recommendations and target price trend (-1Y)

Date	Rating	TP (EUR)	Mkt Price (EUR)
19-Sep-23	BUY	2.8	2.4
04-Apr-23	BUY	3.0	2.8

**Interpump Group**

Target price and market price trend (-1Y)

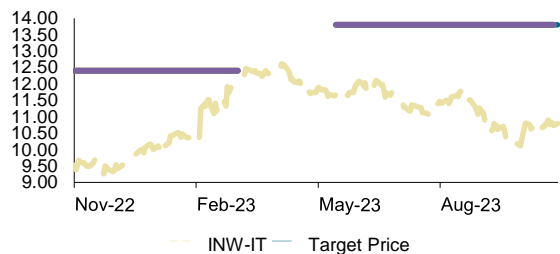


Historical recommendations and target price trend (-1Y)

Date	Rating	TP (EUR)	Mkt Price (EUR)
16-Nov-23	BUY	54.1	43.2
16-May-23	BUY	58.2	50.8
03-Apr-23	BUY	57.7	50.9
20-Feb-23	ADD	57.7	51.5
16-Feb-23	ADD	Under Review	51.6
08-Dec-22	ADD	48.4	41.9

**INWIT**

Target price and market price trend (-1Y)

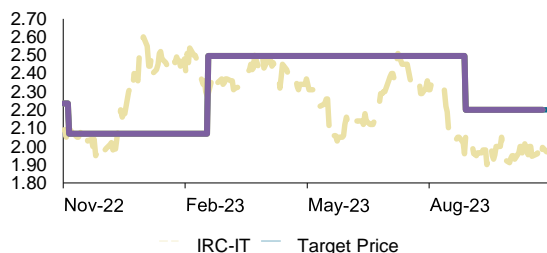


Historical recommendations and target price trend (-1Y)

Date	Rating	TP (EUR)	Mkt Price (EUR)
13-Jun-23	BUY	13.8	11.7
03-Apr-23	Under Review	Under Review	12.2

**Irce**

Target price and market price trend (-1Y)

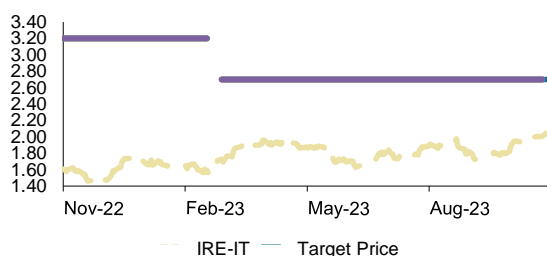


Historical recommendations and target price trend (-1Y)

Date	Rating	TP (EUR)	Mkt Price (EUR)
27-Sep-23	HOLD	2.2	2.1
17-Mar-23	HOLD	2.5	2.3
02-Dec-22	HOLD	2.1	2.1

**Iren**

Target price and market price trend (-1Y)

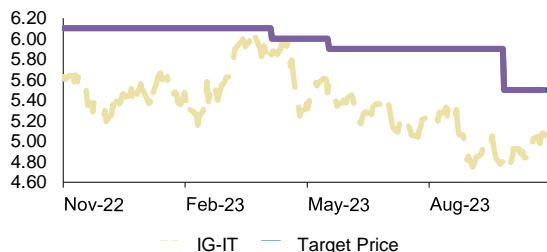


Historical recommendations and target price trend (-1Y)

Date	Rating	TP (EUR)	Mkt Price (EUR)
27-Mar-23	BUY	2.7	1.73
17-Mar-23	Under Review	Under Review	1.56

**Italgas**

Target price and market price trend (-1Y)

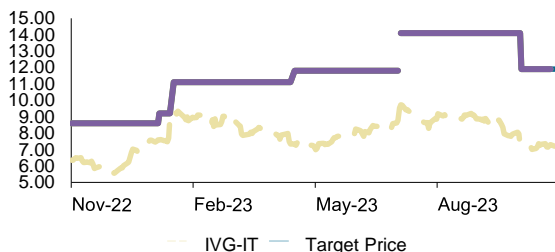


Historical recommendations and target price trend (-1Y)

Date	Rating	TP (EUR)	Mkt Price (EUR)
26-Oct-23	HOLD	5.5	4.7
16-Jun-23	HOLD	5.9	5.6
04-May-23	HOLD	6.0	5.8
03-Apr-23	HOLD	6.1	5.6

**Iveco Group**

Target price and market price trend (-1Y)

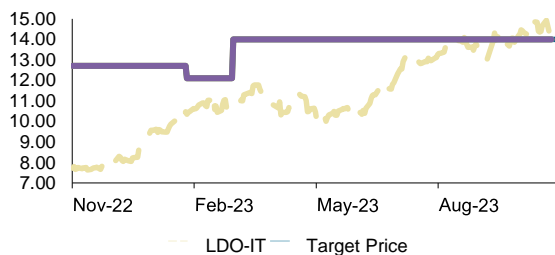


Historical recommendations and target price trend (-1Y)

Date	Rating	TP (EUR)	Mkt Price (EUR)
2-Nov-23	BUY	11.9	7.2
03-Aug-23	BUY	14.1	9.7
02-Aug-23	BUY	Under Review	9.5
15-May-23	BUY	11.8	7.3
13-Feb-23	BUY	11.1	9.5
02-Feb-23	BUY	9.2	7.6

**Leonardo**

Target price and market price trend (-1Y)

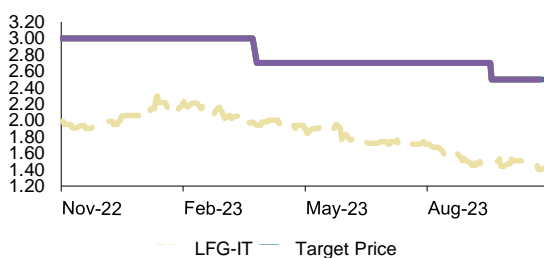


Historical recommendations and target price trend (-1Y)

Date	Rating	TP (EUR)	Mkt Price (EUR)
29-Mar-23	BUY	14.0	10.9
22-Feb-23	BUY	12.1	10.3

**Leone Film Group**

Target price and market price trend (-1Y)

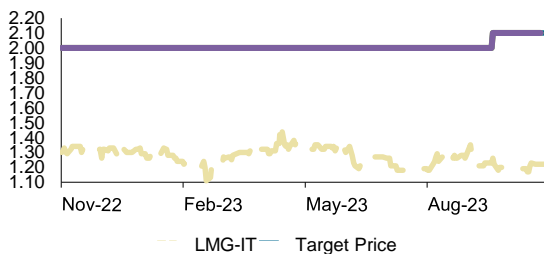


Historical recommendations and target price trend (-1Y)

Date	Rating	TP (EUR)	Mkt Price (EUR)
18-Oct-23	BUY	2.5	1.47
24-Apr-23	BUY	2.7	1.94

**Lucisano Media Group**

Target price and market price trend (-1Y)

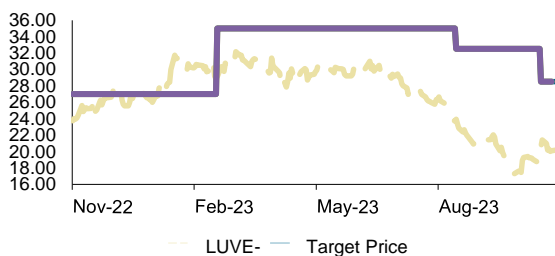


Historical recommendations and target price trend (-1Y)

Date	Rating	TP (EUR)	Mkt Price (EUR)
19-Oct-23	BUY	2.1	1.26

**LU-VE**

Target price and market price trend (-1Y)



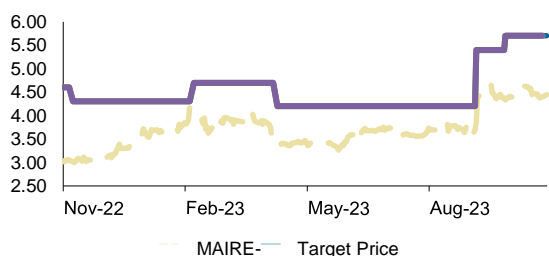
Historical recommendations and target price trend (-1Y)

Date	Rating	TP (EUR)	Mkt Price (EUR)
16-Nov-23	BUY	28.5	20.6
13-Sep-23	BUY	32.5	24.0
17-Mar-23	BUY	35.0	29.2



**Maire**

Target price and market price trend (-1Y)

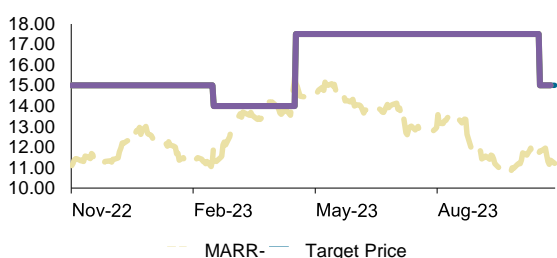


Historical recommendations and target price trend (-1Y)

Date	Rating	TP (EUR)	Mkt Price (EUR)
27-Oct-23	BUY	5.7	4.3
05-Oct-23	BUY	5.4	3.9
08-May-23	BUY	4.2	3.4
03-Apr-23	BUY	4.7	3.9
06-Mar-23	ADD	4.7	4.1
05-Dec-22	BUY	4.3	3.0

**MARR**

Target price and market price trend (-1Y)

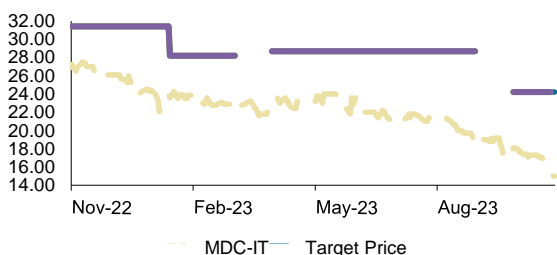


Historical recommendations and target price trend (-1Y)

Date	Rating	TP (EUR)	Mkt Price (EUR)
16-Nov-23	BUY	15.0	11.8
16-May-23	BUY	17.5	15.1
15-Mar-23	BUY	14.0	12.1

**Medica**

Target price and market price trend (-1Y)

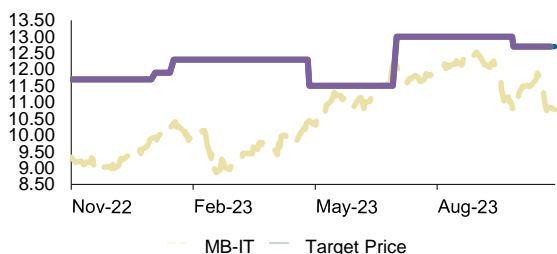


Historical recommendations and target price trend (-1Y)

Date	Rating	TP (EUR)	Mkt Price (EUR)
27-Oct-23	BUY	24.2	18.1
29-Sep-23	BUY	Under Review	19.6
28-Apr-23	BUY	28.7	23.2
03-Apr-23	Under Review	Under Review	22.8
10-Feb-23	ADD	28.2	23.6

**Mediobanca**

Target price and market price trend (-1Y)

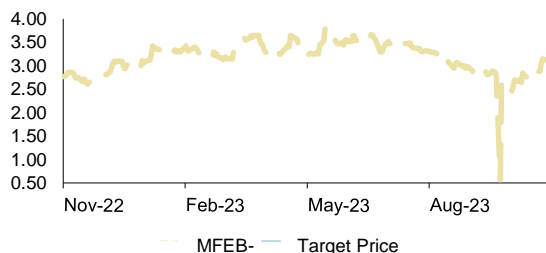


Historical recommendations and target price trend (-1Y)

Date	Rating	TP (EUR)	Mkt Price (EUR)
27-Oct-23	HOLD	12.7	10.7
31-Jul-23	HOLD	13.0	12.1
26-May-23	HOLD	11.5	10.4
13-Feb-23	BUY	12.3	10.4
30-Jan-23	BUY	11.9	9.9

**MFE**

Target price and market price trend (-1Y)

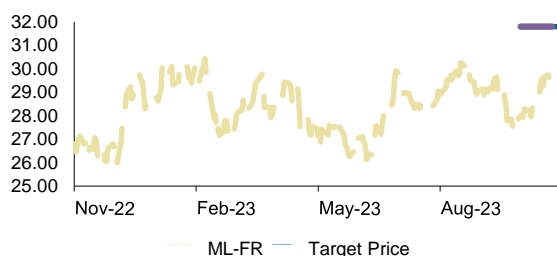


Historical recommendations and target price trend (-1Y)

Date	Rating	TP (EUR)	Mkt Price (EUR)
3-Apr-23	Under Review	Under Review	3.2

**Michelin**

Target price and market price trend (-1Y)

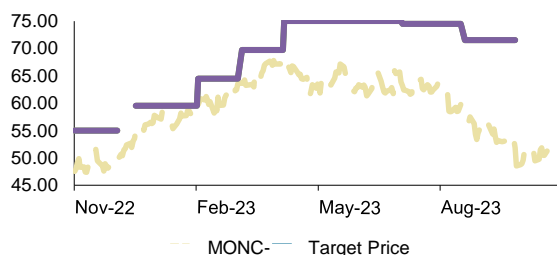


Historical recommendations and target price trend (-1Y)

Date	Rating	TP (EUR)	Mkt Price (EUR)
30-Oct-23	HOLD	31.8	28.0

**Moncler**

Target price and market price trend (-1Y)

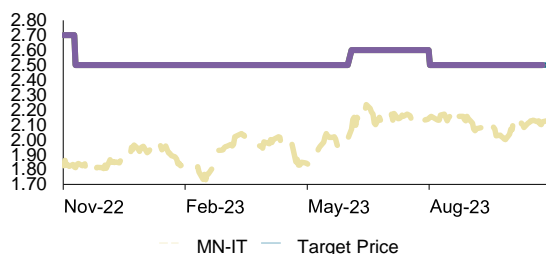


Historical recommendations and target price trend (-1Y)

Date	Rating	TP (EUR)	Mkt Price (EUR)
27-Oct-23	BUY	Under Review	48.5
18-Sep-23	BUY	71.5	57.9
02-Aug-23	BUY	74.5	63.1
05-May-23	BUY	75.0	67.2
03-Apr-23	BUY	69.7	63.7
01-Mar-23	ADD	64.5	59.7
13-Jan-23	ADD	59.5	55.0
01-Jan-23	ADD	Under Review	49.5

**Mondadori**

Target price and market price trend (-1Y)

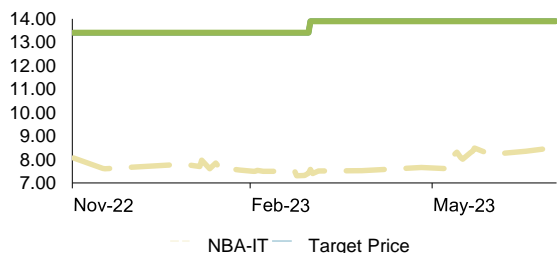


Historical recommendations and target price trend (-1Y)

Date	Rating	TP (EUR)	Mkt Price (EUR)
31-Aug-23	BUY	2.5	2.2
03-Jul-23	BUY	2.6	2.1
07-Dec-22	BUY	2.5	1.81

**NB Aurora**

Target price and market price trend (-1Y)

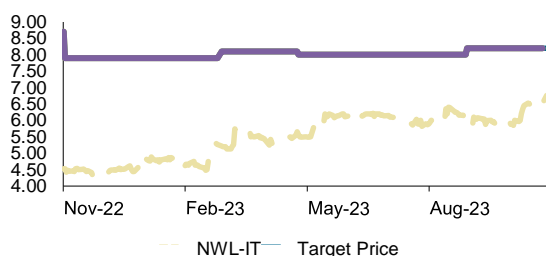


Historical recommendations and target price trend (-1Y)

Date	Rating	TP (EUR)	Mkt Price (EUR)
25-Sep-23	BUY	13.7	8.5
30-Mar-23	BUY	13.9	7.6

**Newlat Food**

Target price and market price trend (-1Y)

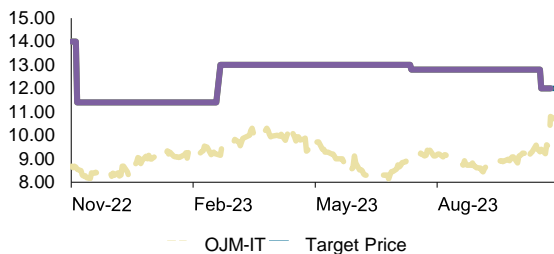


Historical recommendations and target price trend (-1Y)

Date	Rating	TP (EUR)	Mkt Price (EUR)
28-Sep-23	BUY	8.2	6.0
24-May-23	BUY	8.0	5.6
27-Mar-23	BUY	8.1	5.2
29-Nov-22	BUY	7.9	4.5

**Openjobmetis**

Target price and market price trend (-1Y)

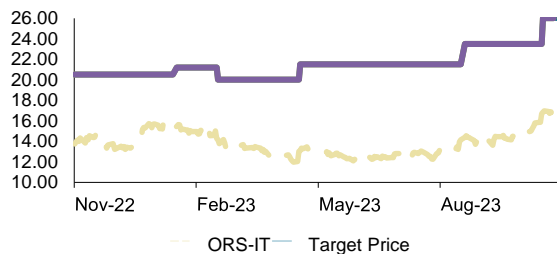


Historical recommendations and target price trend (-1Y)

Date	Rating	TP (EUR)	Mkt Price (EUR)
17-Nov-23	BUY	12.0	9.4
11-Aug-23	BUY	12.8	9.1
20-Mar-23	BUY	13.0	9.1
02-Dec-22	BUY	11.4	8.6

**Orsero**

Target price and market price trend (-1Y)

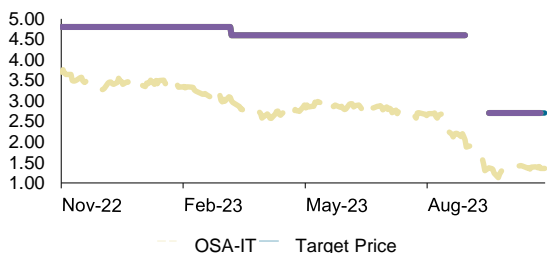


Historical recommendations and target price trend (-1Y)

Date	Rating	TP (EUR)	Mkt Price (EUR)
16-Nov-23	BUY	26.0	16.9
18-Sep-23	BUY	23.5	14.4
17-May-23	BUY	21.5	13.1
16-Mar-23	BUY	20.0	14.1
13-Feb-23	BUY	21.2	15.5

**OSAI Automation System**

Target price and market price trend (-1Y)

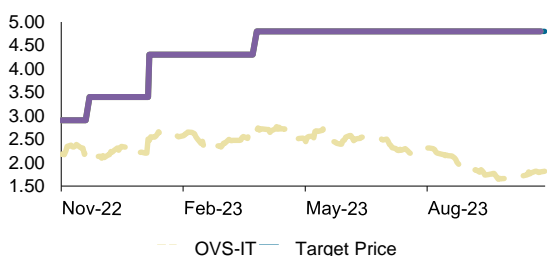


Historical recommendations and target price trend (-1Y)

Date	Rating	TP (EUR)	Mkt Price (EUR)
16-Oct-23	BUY	2.7	1.37
29-Sep-23	Under Review	Under Review	1.87
05-Apr-23	BUY	4.6	3.0

**OVS**

Target price and market price trend (-1Y)

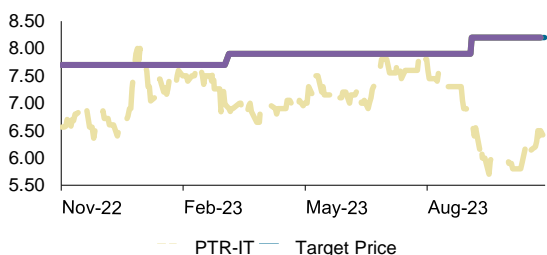


Historical recommendations and target price trend (-1Y)

Date	Rating	TP (EUR)	Mkt Price (EUR)
24-Apr-23	BUY	4.8	2.7
02-Feb-23	BUY	4.3	2.5
19-Dec-22	BUY	3.4	2.0

**Pattern**

Target price and market price trend (-1Y)

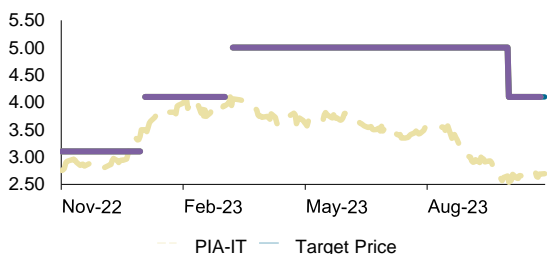


Historical recommendations and target price trend (-1Y)

Date	Rating	TP (EUR)	Mkt Price (EUR)
3-Oct-23	BUY	8.2	6.7
03-Apr-23	Under Review	7.9	6.9

**Piaggio**

Target price and market price trend (-1Y)

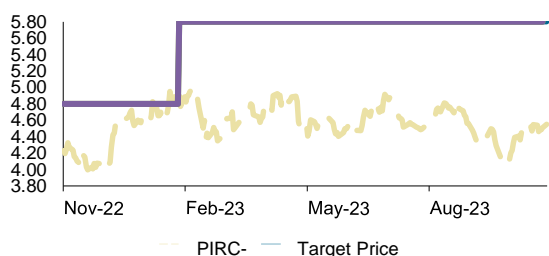


Historical recommendations and target price trend (-1Y)

Date	Rating	TP (EUR)	Mkt Price (EUR)
31-Oct-23	BUY	4.1	2.5
06-Apr-23	BUY	5.0	4.1
03-Apr-23	Under Review	Under Review	4.0
30-Jan-23	BUY	4.1	3.5
27-Jan-23	BUY	Under Review	3.5

**Pirelli**

Target price and market price trend (-1Y)

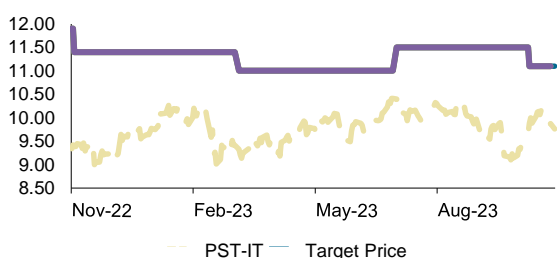


Historical recommendations and target price trend (-1Y)

Date	Rating	TP (EUR)	Mkt Price (EUR)
23-Feb-23	BUY	5.8	5.0

**Poste Italiane**

Target price and market price trend (-1Y)

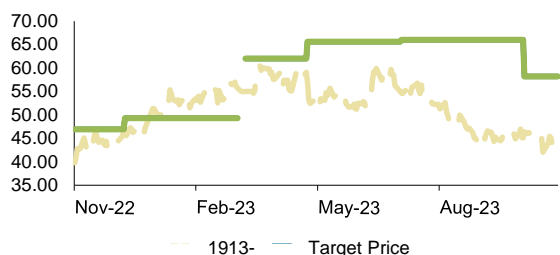


Historical recommendations and target price trend (-1Y)

Date	Rating	TP (EUR)	Mkt Price (EUR)
8-Nov-23	BUY	11.1	9.9
31-Jul-23	BUY	11.5	10.4
03-Apr-23	BUY	11.0	9.3
30-Nov-22	BUY	11.4	9.4

**Prada**

Target price and market price trend (-1Y)

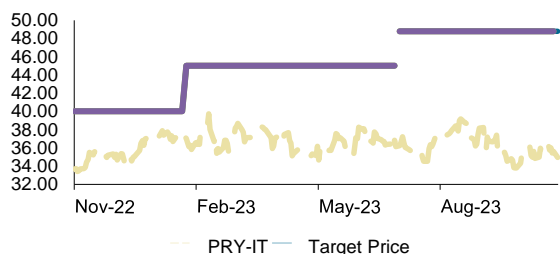


Historical recommendations and target price trend (-1Y)

Date	Rating	TP (HKD)	Mkt Price (HKD)
3-Nov-23	BUY	58.2	46.4
02-Aug-23	BUY	66.0	54.6
23-May-23	BUY	65.6	56.9
06-Apr-23	BUY	62.0	55.0
03-Apr-23	Under Review	Under Review	55.0
05-Jan-23	HOLD	49.3	47.1

**Prysmian**

Target price and market price trend (-1Y)

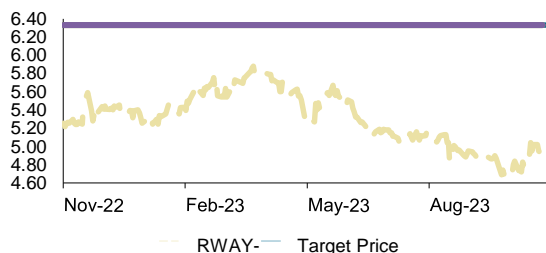


Historical recommendations and target price trend (-1Y)

Date	Rating	TP (EUR)	Mkt Price (EUR)
31-Jul-23	BUY	48.8	36.3
28-Jul-23	BUY	Under Review	36.1
20-Feb-23	BUY	45.0	37.0

**Rai Way**

Target price and market price trend (-1Y)

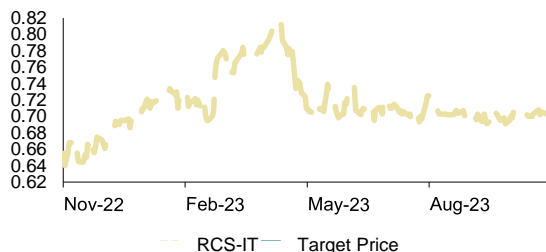


Historical recommendations and target price trend (-1Y)

Date	Rating	TP (EUR)	Mkt Price (EUR)
3-Mar-22	BUY	6.3	4.9

**RCS Mediagroup**

Target price and market price trend (-1Y)

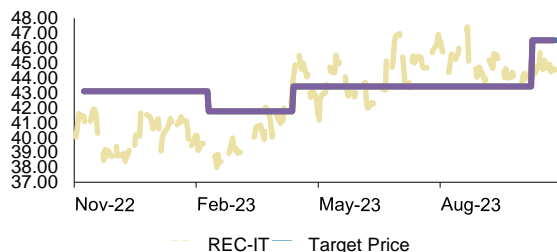


Historical recommendations and target price trend (-1Y)

Date	Rating	TP (EUR)	Mkt Price (EUR)
3-Apr-23	Under Review	Under Review	0.75

**Recordati**

Target price and market price trend (-1Y)

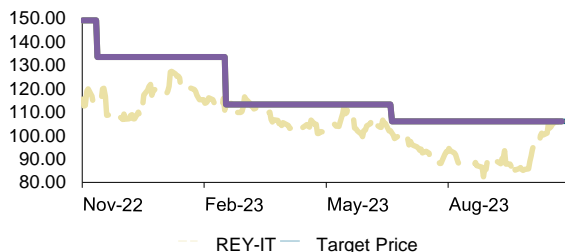


Historical recommendations and target price trend (-1Y)

Date	Rating	TP (EUR)	Mkt Price (EUR)
8-Nov-23	HOLD	46.5	43.8
12-May-23	HOLD	43.4	44.1
09-Mar-23	HOLD	41.8	39.1
05-Dec-22	HOLD	43.1	41.4

**Reply**

Target price and market price trend (-1Y)

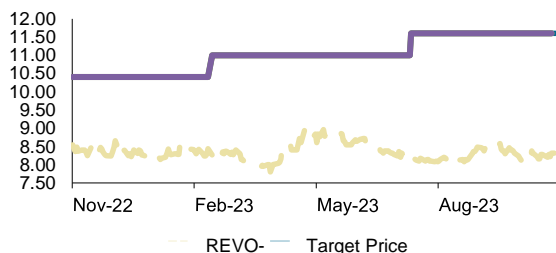


Historical recommendations and target price trend (-1Y)

Date	Rating	TP (EUR)	Mkt Price (EUR)
19-Jul-23	HOLD	106.0	101.0
16-Mar-23	HOLD	113.2	115.5
09-Dec-22	ADD	133.4	113.5

**REVO Insurance**

Target price and market price trend (-1Y)

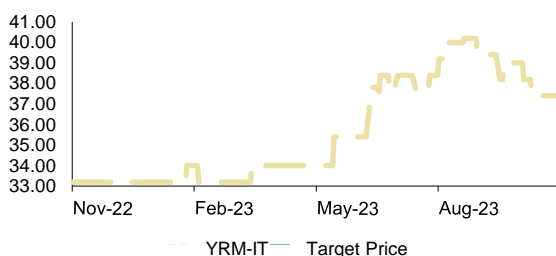


Historical recommendations and target price trend (-1Y)

Date	Rating	TP (EUR)	Mkt Price (EUR)
10-Aug-23	BUY	11.6	8.2
13-Mar-23	BUY	11.0	8.3

**Rosetti Marino**

Target price and market price trend (-1Y)

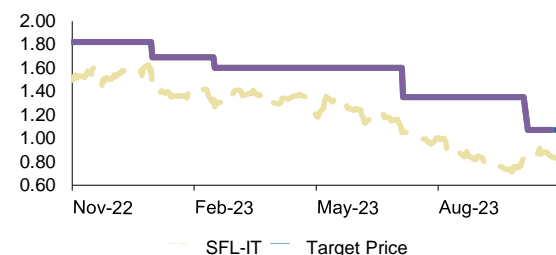


Historical recommendations and target price trend (-1Y)

Date	Rating	TP (EUR)	Mkt Price (EUR)
2-Apr-15	No Rating		

**Safilo Group**

Target price and market price trend (-1Y)

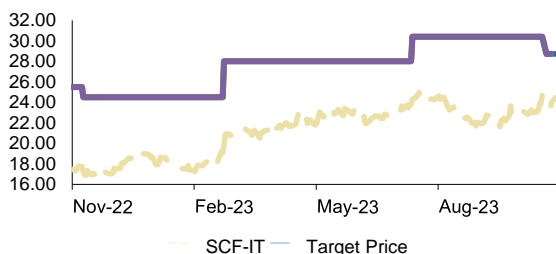


Historical recommendations and target price trend (-1Y)

Date	Rating	TP (EUR)	Mkt Price (EUR)
6-Nov-23	BUY	1.07	0.81
04-Aug-23	BUY	1.35	1.06
15-Mar-23	BUY	1.60	1.27
27-Jan-23	HOLD	1.69	1.45

**Salcef Group**

Target price and market price trend (-1Y)

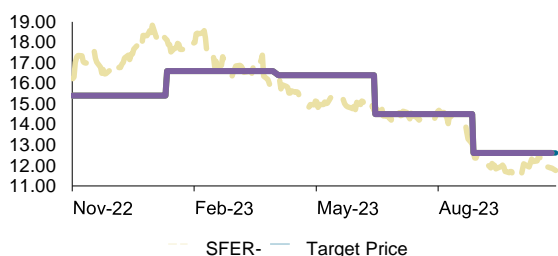


Historical recommendations and target price trend (-1Y)

Date	Rating	TP (EUR)	Mkt Price (EUR)
20-Nov-23	BUY	28.7	24.1
11-Aug-23	BUY	30.4	24.3
22-Mar-23	BUY	28.0	19.8
06-Dec-22	BUY	24.5	17.2

**Salvatore Ferragamo**

Target price and market price trend (-1Y)

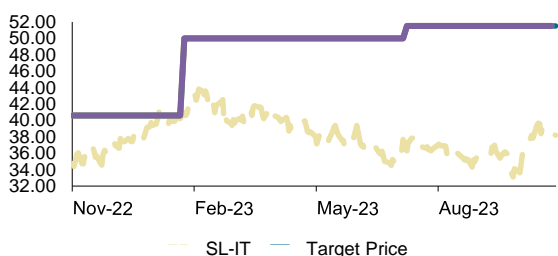


Historical recommendations and target price trend (-1Y)

Date	Rating	TP (EUR)	Mkt Price (EUR)
26-Sep-23	HOLD	12.6	12.6
14-Jul-23	HOLD	14.5	14.8
02-May-23	HOLD	16.4	15.9
07-Feb-23	HOLD	16.6	18.1

**Sanlorenzo**

Target price and market price trend (-1Y)

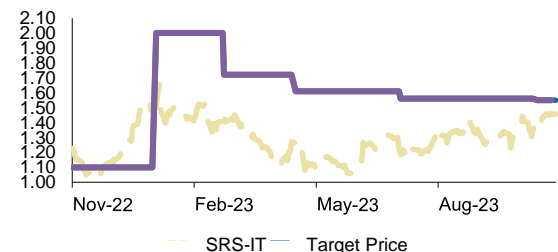


Historical recommendations and target price trend (-1Y)

Date	Rating	TP (EUR)	Mkt Price (EUR)
7-Aug-23	BUY	51.5	36.3
20-Feb-23	BUY	50.0	41.0

**Saras**

Target price and market price trend (-1Y)

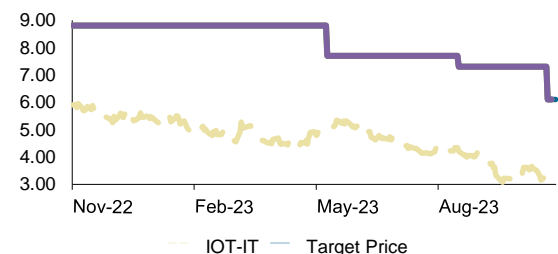


Historical recommendations and target price trend (-1Y)

Date	Rating	TP (EUR)	Mkt Price (EUR)
13-Nov-23	BUY	1.55	1.39
02-Aug-23	BUY	1.56	1.19
15-May-23	BUY	1.61	1.26
22-Mar-23	BUY	1.72	1.46
30-Jan-23	BUY	2.00	1.50

**SECO**

Target price and market price trend (-1Y)



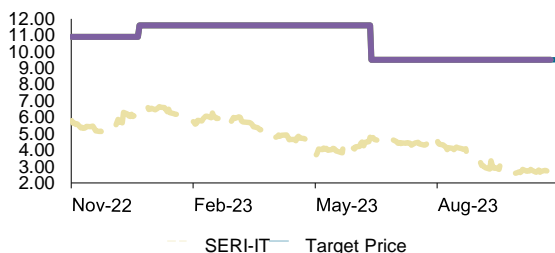
Historical recommendations and target price trend (-1Y)

Date	Rating	TP (EUR)	Mkt Price (EUR)
21-Nov-23	BUY	6.1	3.2
15-Sep-23	BUY	7.3	4.2
08-Jun-23	BUY	7.7	5.1



**Seri Industrial**

Target price and market price trend (-1Y)

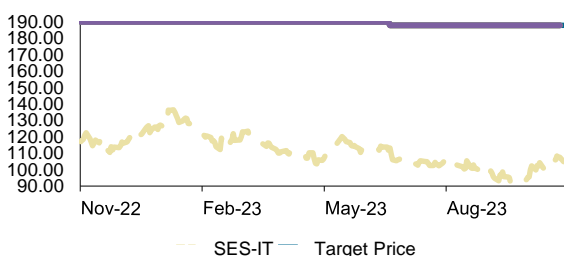


Historical recommendations and target price trend (-1Y)

Date	Rating	TP (EUR)	Mkt Price (EUR)
12-Jul-23	BUY	9.5	4.7
18-Jan-23	BUY	11.6	6.4

**SeSa**

Target price and market price trend (-1Y)

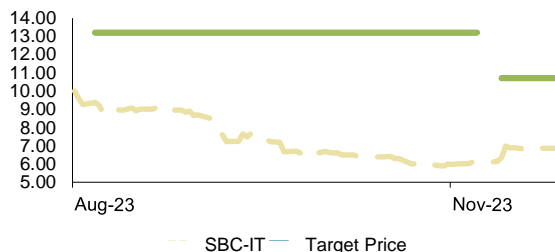


Historical recommendations and target price trend (-1Y)

Date	Rating	TP (EUR)	Mkt Price (EUR)
19-Jul-23	BUY	188.0	113.2

**Sicily By Car**

Target price and market price trend (-1Y)

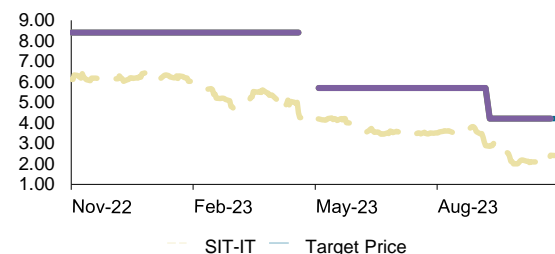


Historical recommendations and target price trend (-1Y)

Date	Rating	TP (EUR)	Mkt Price (EUR)
14-Nov-23	BUY	10.7	6.4
09-Nov-23	Under Review	Under Review	6.0
07-Aug-23	BUY	13.2	9.4

**SIT**

Target price and market price trend (-1Y)

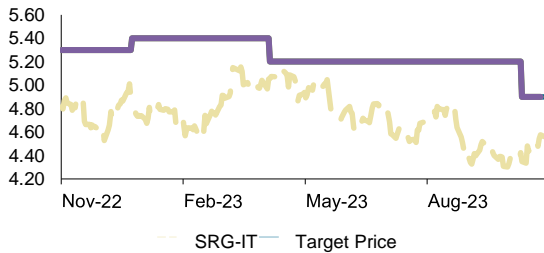


Historical recommendations and target price trend (-1Y)

Date	Rating	TP (EUR)	Mkt Price (EUR)
9-Oct-23	BUY	4.2	2.9
02-Jun-23	BUY	5.7	4.2
19-May-23	Under Review	Under Review	4.3

**Snam**

Target price and market price trend (-1Y)

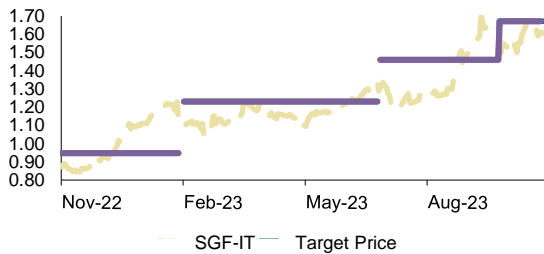


Historical recommendations and target price trend (-1Y)

Date	Rating	TP (EUR)	Mkt Price (EUR)
10-Nov-23	HOLD	4.9	4.3
04-May-23	HOLD	5.2	5.1
03-Apr-23	HOLD	5.4	4.9
20-Jan-23	ADD	5.4	4.9

**Sogefi**

Target price and market price trend (-1Y)

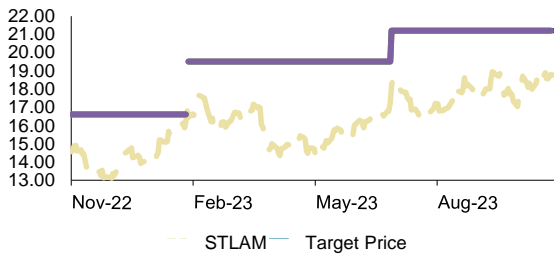


Historical recommendations and target price trend (-1Y)

Date	Rating	TP (EUR)	Mkt Price (EUR)
24-Oct-23	HOLD	1.67	1.61
26-Jul-23	HOLD	1.46	1.31
25-Jul-23	HOLD	Under Review	1.29
28-Feb-23	HOLD	1.23	1.09
27-Feb-23	HOLD	Under Review	1.13

**Stellantis**

Target price and market price trend (-1Y)

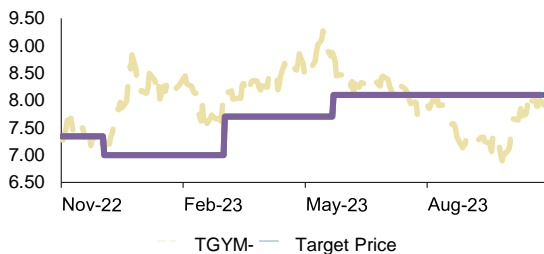


Historical recommendations and target price trend (-1Y)

Date	Rating	TP (EUR)	Mkt Price (EUR)
27-Jul-23	BUY	21.2	18.1
24-Feb-23	BUY	19.5	16.5
23-Feb-23	Under Review	Under Review	16.8

**Technogym**

Target price and market price trend (-1Y)

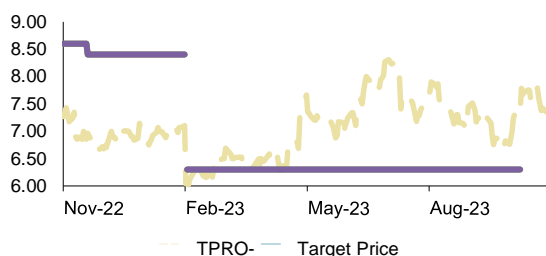


Historical recommendations and target price trend (-1Y)

Date	Rating	TP (EUR)	Mkt Price (EUR)
21-Jun-23	HOLD	8.1	8.8
31-Mar-23	HOLD	7.7	8.2
30-Dec-22	HOLD	7.0	7.2

**Technoprobe**

Target price and market price trend (-1Y)

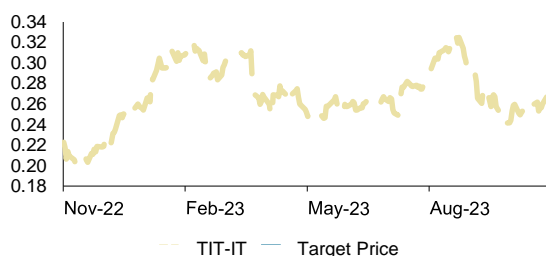


Historical recommendations and target price trend (-1Y)

Date	Rating	TP (EUR)	Mkt Price (EUR)
8-Nov-23	Under Review	Under Review	7.8
01-Mar-23	HOLD	6.3	6.1
28-Feb-23	Under Review	Under Review	6.0
16-Dec-22	BUY	8.4	7.0

**Telecom Italia**

Target price and market price trend (-1Y)

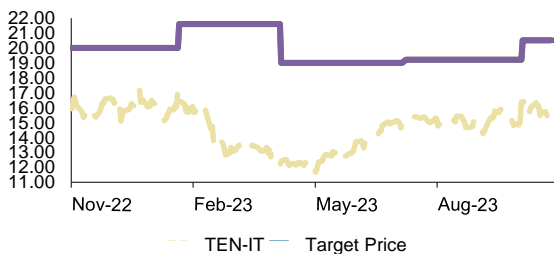


Historical recommendations and target price trend (-1Y)

Date	Rating	TP (EUR)	Mkt Price (EUR)
15-Feb-22	No Rating		0.41

**Tenaris**

Target price and market price trend (-1Y)

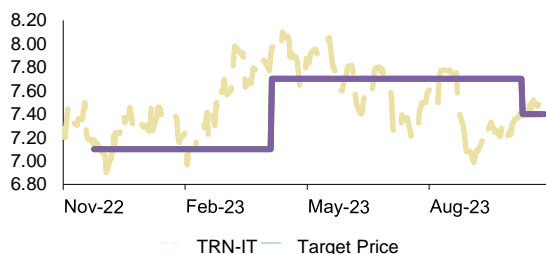


Historical recommendations and target price trend (-1Y)

Date	Rating	TP (EUR)	Mkt Price (EUR)
3-Nov-23	BUY	20.5	16.3
07-Aug-23	BUY	19.2	14.9
05-May-23	BUY	19.0	12.4
17-Feb-23	BUY	21.6	16.5

**Terna**

Target price and market price trend (-1Y)

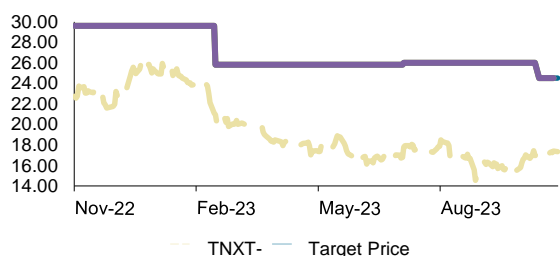


Historical recommendations and target price trend (-1Y)

Date	Rating	TP (EUR)	Mkt Price (EUR)
9-Nov-23	HOLD	7.4	7.4
04-May-23	HOLD	7.7	8.0
21-Dec-22	HOLD	7.1	7.2

**Tinexta**

Target price and market price trend (-1Y)

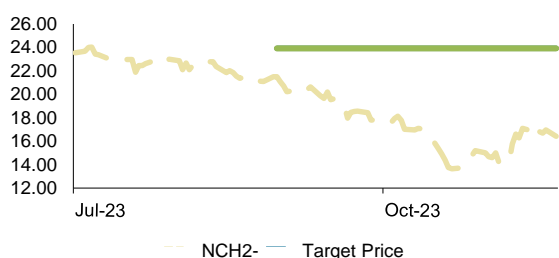


Historical recommendations and target price trend (-1Y)

Date	Rating	TP (EUR)	Mkt Price (EUR)
13-Nov-23	BUY	24.5	16.9
03-Aug-23	BUY	26.0	17.8
14-Mar-23	BUY	25.8	20.9

**tk nucera**

Target price and market price trend (-1Y)

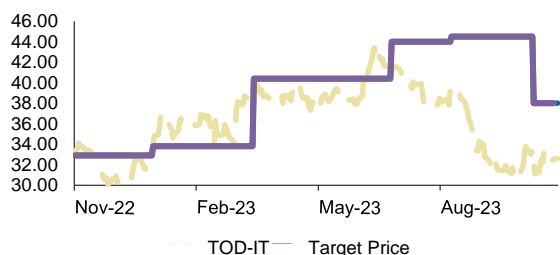


Historical recommendations and target price trend (-1Y)

Date	Rating	TP (EUR)	Mkt Price (EUR)
05-Sep-23	HOLD	23.9	21.5

**Tod's Group**

Target price and market price trend (-1Y)

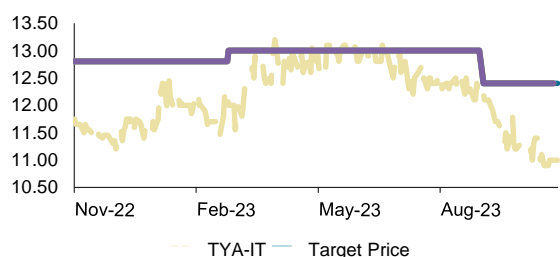


Historical recommendations and target price trend (-1Y)

Date	Rating	TP (EUR)	Mkt Price (EUR)
9-Nov-23	HOLD	38.0	32.1
08-Sep-23	HOLD	44.5	39.8
25-Jul-23	HOLD	44.0	41.6
12-Apr-23	HOLD	40.4	38.2
26-Jan-23	HOLD	33.8	34.0

**Toscana Aeroporti**

Target price and market price trend (-1Y)

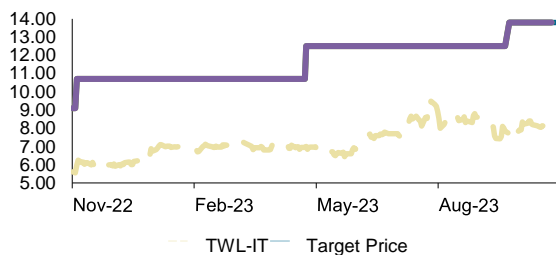


Historical recommendations and target price trend (-1Y)

Date	Rating	TP (EUR)	Mkt Price (EUR)
2-Oct-23	HOLD	12.4	12.2
24-Mar-23	HOLD	13.0	12.0

**TraWell**

Target price and market price trend (-1Y)

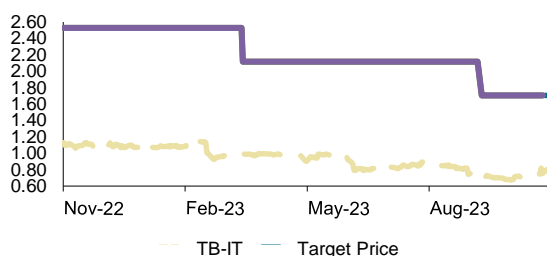


Historical recommendations and target price trend (-1Y)

Date	Rating	TP (EUR)	Mkt Price (EUR)
23-Oct-23	BUY	13.8	7.7
23-May-23	BUY	12.5	7.0
01-Dec-22	BUY	10.7	6.0

**Triboo**

Target price and market price trend (-1Y)

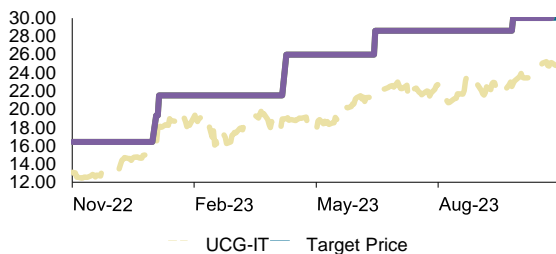


Historical recommendations and target price trend (-1Y)

Date	Rating	TP (EUR)	Mkt Price (EUR)
9-Oct-23	BUY	1.70	0.69
12-Apr-23	BUY	2.1	0.98

**Unicredit**

Target price and market price trend (-1Y)

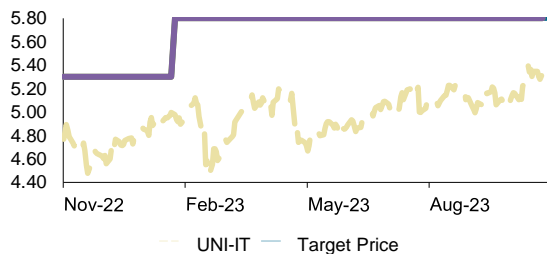


Historical recommendations and target price trend (-1Y)

Date	Rating	TP (EUR)	Mkt Price (EUR)
26-Oct-23	BUY	30.0	22.8
14-Jul-23	BUY	28.6	21.8
08-May-23	BUY	26.0	19.0
01-Feb-23	BUY	21.5	18.1
30-Jan-23	BUY	19.3	15.9

**Unipol**

Target price and market price trend (-1Y)

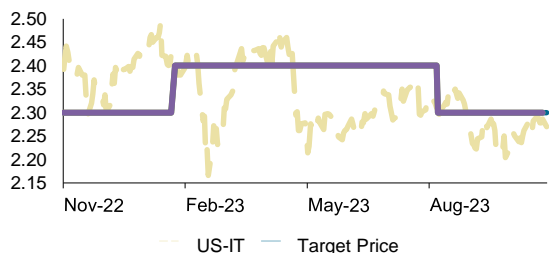


Historical recommendations and target price trend (-1Y)

Date	Rating	TP (EUR)	Mkt Price (EUR)
3-Apr-23	BUY	5.8	4.8
20-Feb-23	ADD	5.8	5.0

**UnipolSai**

Target price and market price trend (-1Y)

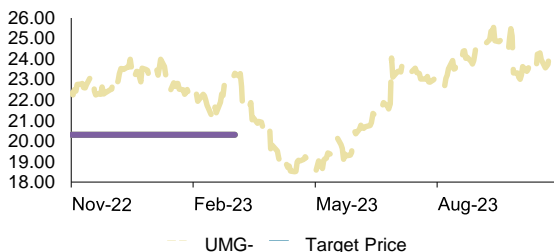


Historical recommendations and target price trend (-1Y)

Date	Rating	TP (EUR)	Mkt Price (EUR)
6-Sep-23	HOLD	2.3	2.3
20-Feb-23	HOLD	2.4	2.4

**Universal Music Group**

Target price and market price trend (-1Y)

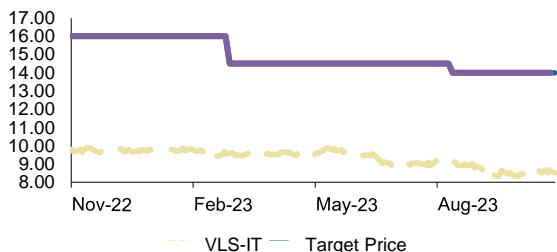


Historical recommendations and target price trend (-1Y)

Date	Rating	TP (EUR)	Mkt Price (EUR)
3-Apr-23	Under Review	Under Review	23.2

**Valsoia**

Target price and market price trend (-1Y)

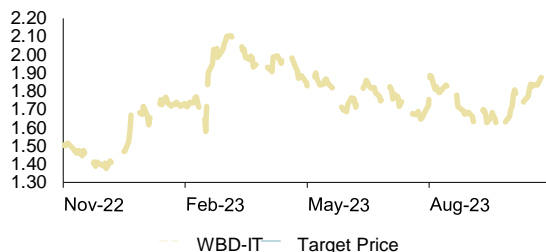


Historical recommendations and target price trend (-1Y)

Date	Rating	TP (EUR)	Mkt Price (EUR)
11-Sep-23	BUY	14.0	9.0
27-Mar-23	BUY	14.5	9.6

**Webuild**

Target price and market price trend (-1Y)

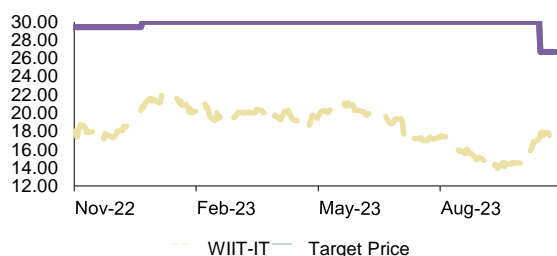


Historical recommendations and target price trend (-1Y)

Date	Rating	TP (EUR)	Mkt Price (EUR)
25-Jul-19	No Rating		1.69

Wiii

Target price and market price trend (-1Y)

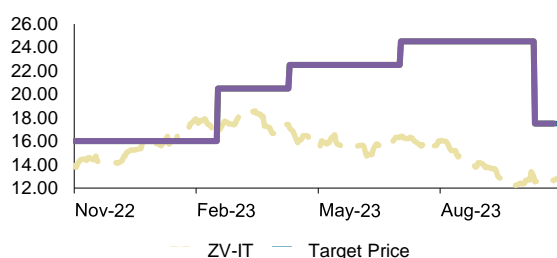


Historical recommendations and target price trend (-1Y)

Date	Rating	TP (EUR)	Mkt Price (EUR)
14-Nov-23	BUY	26.7	17.7
18-Jan-23	BUY	30.0	20.7

Zignago Vetro

Target price and market price trend (-1Y)

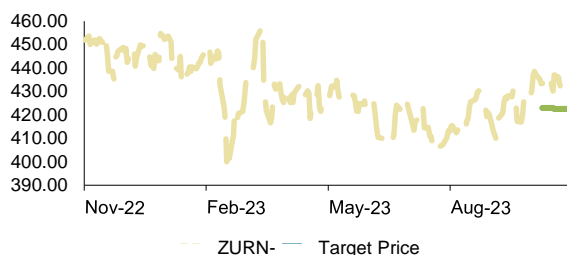


Historical recommendations and target price trend (-1Y)

Date	Rating	TP (EUR)	Mkt Price (EUR)
10-Nov-23	BUY	17.5	12.5
01-Aug-23	BUY	24.5	16.4
09-May-23	BUY	22.5	17.1
16-Mar-23	BUY	20.5	17.4

Zurich Insurance Group

Target price and market price trend (-1Y)



Historical recommendations and target price trend (-1Y)

Date	Rating	TP (CHF)	Mkt Price (CHF)
17-Nov-23	HOLD	422.5	437.0
08-Nov-23	HOLD	423.0	433.6