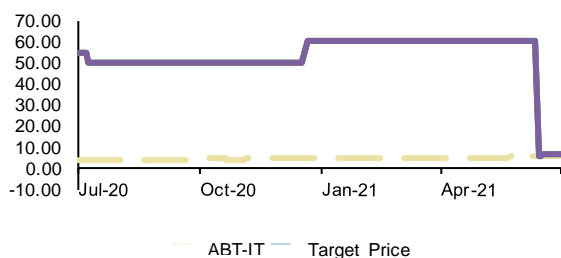


**Abitare In**

Target price and market price trend (-1Y)

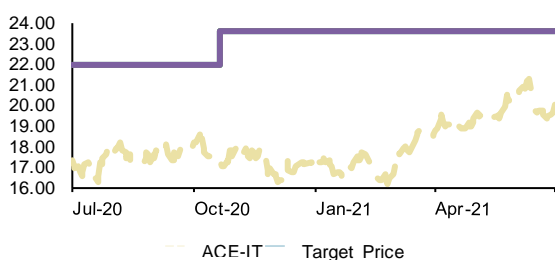


Historical recommendations and target price trend (-1Y)

Date	Rating	TP (EUR)	Mkt Price (EUR)
23-Jun-21	ADD	6.7	6.2
21-Jun-21	BUY	6.0	6.0
28-Dec-20	BUY	60.5	4.9
15-Jul-20	BUY	50.0	3.9

**Acea**

Target price and market price trend (-1Y)

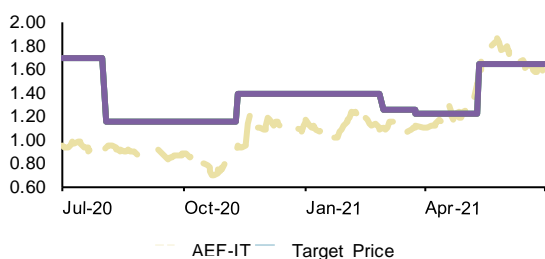


Historical recommendations and target price trend (-1Y)

Date	Rating	TP (EUR)	Mkt Price (EUR)
28-Oct-20	BUY	23.6	17.3

**Aeffe**

Target price and market price trend (-1Y)

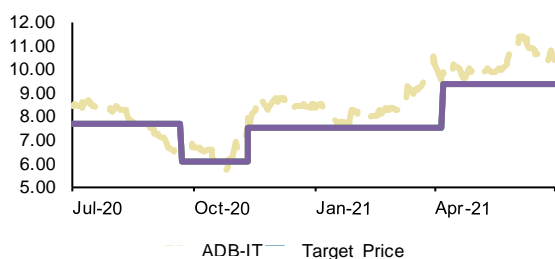


Historical recommendations and target price trend (-1Y)

Date	Rating	TP (EUR)	Mkt Price (EUR)
19-May-21	ADD	1.65	1.59
01-Apr-21	ADD	1.23	1.12
08-Mar-21	ADD	1.26	1.10
17-Nov-20	BUY	1.39	0.95
10-Aug-20	BUY	1.15	0.94

**Aeroporto di Bologna**

Target price and market price trend (-1Y)



Historical recommendations and target price trend (-1Y)

Date	Rating	TP (EUR)	Mkt Price (EUR)
14-Apr-21	HOLD	9.4	9.9
18-Nov-20	HOLD	7.5	8.0
29-Sep-20	HOLD	6.1	6.6

**Agatos**

Target price and market price trend (-1Y)



Historical recommendations and target price trend (-1Y)

Date	Rating	TP (EUR)	Mkt Price (EUR)
17-May-21	BUY	1.44	0.94
12-Apr-21	Suspended		0.92

**AlgoWatt**

Target price and market price trend (-1Y)

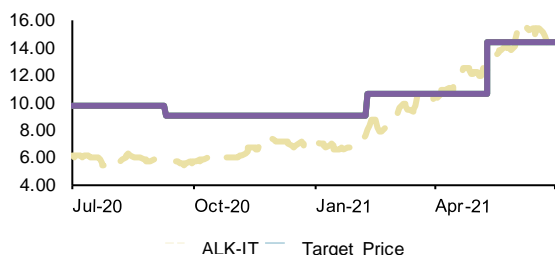


Historical recommendations and target price trend (-1Y)

Date	Rating	TP (EUR)	Mkt Price (EUR)
18-May-18	Suspended		0.40

**Alkemy**

Target price and market price trend (-1Y)

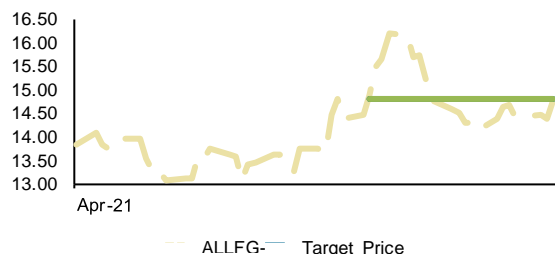


Historical recommendations and target price trend (-1Y)

Date	Rating	TP (EUR)	Mkt Price (EUR)
18-May-21	ADD	14.5	12.7
16-Feb-21	BUY	10.7	8.0
16-Sep-20	BUY	9.0	6.0

**Allfunds Group**

Target price and market price trend (-1Y)

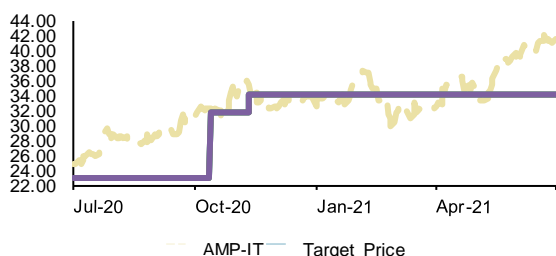


Historical recommendations and target price trend (-1Y)

Date	Rating	TP (EUR)	Mkt Price (EUR)
08-Jun-21	HOLD	14.8	14.9

**Amplifon**

Target price and market price trend (-1Y)

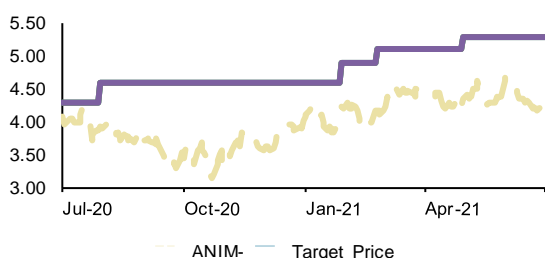


Historical recommendations and target price trend (-1Y)

Date	Rating	TP (EUR)	Mkt Price (EUR)
18-Nov-20	HOLD	34.3	35.5
20-Oct-20	HOLD	31.9	32.4

**Anima Holding**

Target price and market price trend (-1Y)



Historical recommendations and target price trend (-1Y)

Date	Rating	TP (EUR)	Mkt Price (EUR)
7-May-21	BUY	5.3	4.3
03-Mar-21	BUY	5.1	4.2
04-Feb-21	BUY	4.9	4.2
05-Aug-20	BUY	4.6	3.9

**Ascopiave**

Target price and market price trend (-1Y)

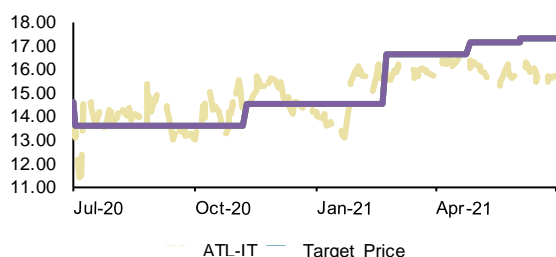


Historical recommendations and target price trend (-1Y)

Date	Rating	TP (EUR)	Mkt Price (EUR)
16-Mar-21	ADD	4.4	3.9
18-Jan-21	ADD	4.3	3.7

**Atlantia**

Target price and market price trend (-1Y)



Historical recommendations and target price trend (-1Y)

Date	Rating	TP (EUR)	Mkt Price (EUR)
11-Jun-21	HOLD	17.3	15.7
03-May-21	HOLD	17.2	16.4
01-Mar-21	HOLD	16.7	16.1
16-Nov-20	HOLD	14.5	14.5
09-Jul-20	HOLD	13.6	13.1

**Autogrill**

Target price and market price trend (-1Y)

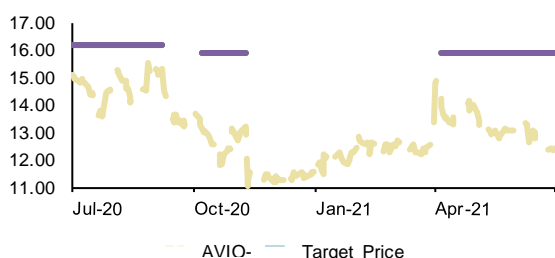


Historical recommendations and target price trend (-1Y)

Date	Rating	TP (EUR)	Mkt Price (EUR)
22-Jan-21	HOLD	4.5	4.2
27-Nov-20	HOLD	5.2	5.1

**Avio**

Target price and market price trend (-1Y)

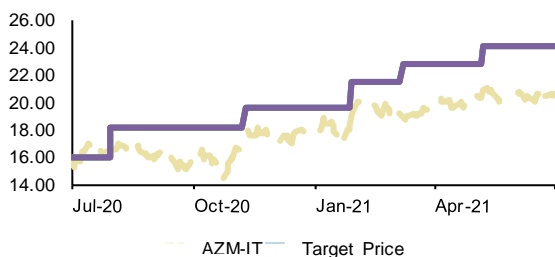


Historical recommendations and target price trend (-1Y)

Date	Rating	TP (EUR)	Mkt Price (EUR)
13-Apr-21	HOLD	15.9	14.0
17-Nov-20	Under Review	Under Review	11.0
14-Oct-20	BUY	15.9	13.2
15-Sep-20	Under Review	Under Review	14.5

**Azimut Holding**

Target price and market price trend (-1Y)

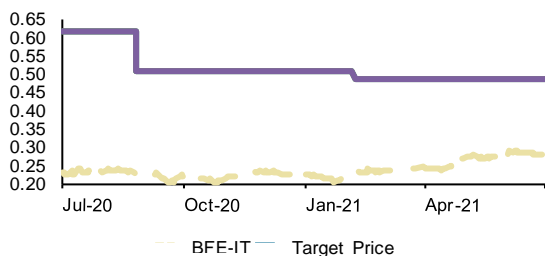


Historical recommendations and target price trend (-1Y)

Date	Rating	TP (EUR)	Mkt Price (EUR)
14-May-21	ADD	24.2	21.0
15-Mar-21	ADD	22.9	18.9
04-Feb-21	ADD	21.5	19.1
16-Nov-20	ADD	19.6	17.5
06-Aug-20	ADD	18.2	16.6

**Banca Finnat**

Target price and market price trend (-1Y)

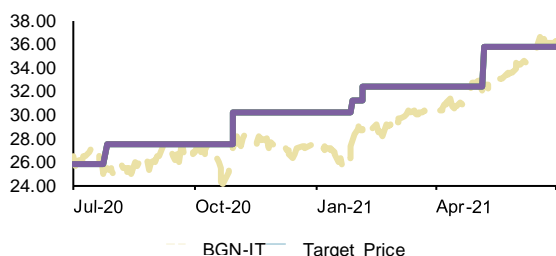


Historical recommendations and target price trend (-1Y)

Date	Rating	TP (EUR)	Mkt Price (EUR)
15-Feb-21	BUY	0.49	0.23
02-Sep-20	BUY	0.51	0.23

**Banca Generali**

Target price and market price trend (-1Y)

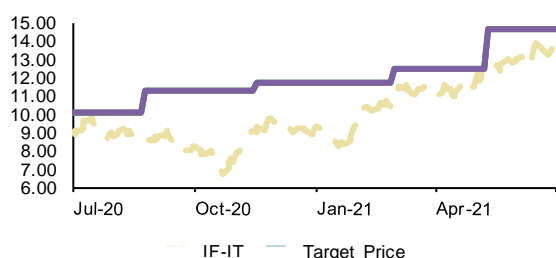


Historical recommendations and target price trend (-1Y)

Date	Rating	TP (EUR)	Mkt Price (EUR)
14-May-21	ADD	35.8	32.6
12-Feb-21	ADD	32.4	28.9
04-Feb-21	ADD	31.3	27.9
06-Nov-20	ADD	30.3	27.2
03-Aug-20	ADD	27.5	25.5

**Banca IFIS**

Target price and market price trend (-1Y)

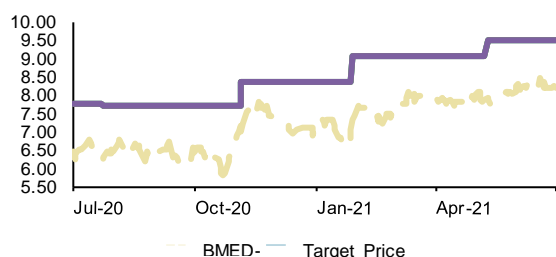


Historical recommendations and target price trend (-1Y)

Date	Rating	TP (EUR)	Mkt Price (EUR)
17-May-21	ADD	14.7	13.1
08-Mar-21	ADD	12.5	11.2
23-Nov-20	BUY	11.7	9.1
31-Aug-20	BUY	11.3	8.7

**Banca Mediolanum**

Target price and market price trend (-1Y)

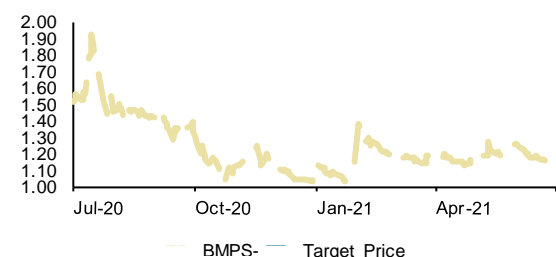


Historical recommendations and target price trend (-1Y)

Date	Rating	TP (EUR)	Mkt Price (EUR)
17-May-21	BUY	9.5	7.9
04-Feb-21	BUY	9.1	7.3
12-Nov-20	BUY	8.4	7.0
30-Jul-20	BUY	7.7	6.2

**Banca Monte dei Paschi di Siena**

Target price and market price trend (-1Y)

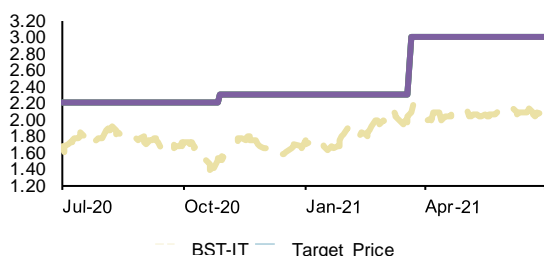


Historical recommendations and target price trend (-1Y)

Date	Rating	TP (EUR)	Mkt Price (EUR)
8-Feb-19	HOLD	Under Review	1.23

**Banca Sistema**

Target price and market price trend (-1Y)

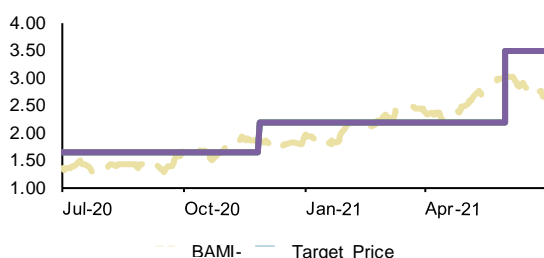


Historical recommendations and target price trend (-1Y)

Date	Rating	TP (EUR)	Mkt Price (EUR)
29-Mar-21	BUY	3.0	2.1
04-Nov-20	BUY	2.3	1.52

**Banco BPM**

Target price and market price trend (-1Y)

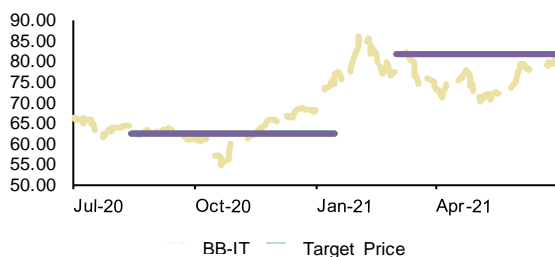


Historical recommendations and target price trend (-1Y)

Date	Rating	TP (EUR)	Mkt Price (EUR)
8-Jun-21	ADD	3.5	3.0
04-Dec-20	ADD	2.2	1.85

**BB Biotech**

Target price and market price trend (-1Y)

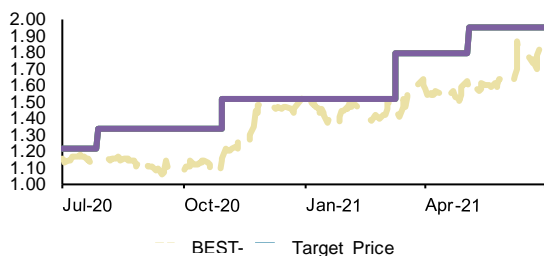


Historical recommendations and target price trend (-1Y)

Date	Rating	TP (EUR)	Mkt Price (EUR)
9-Mar-21	HOLD	81.8	77.6
22-Jan-21	HOLD	Under Review	77.1
21-Aug-20	HOLD	62.3	64.5

**Be**

Target price and market price trend (-1Y)

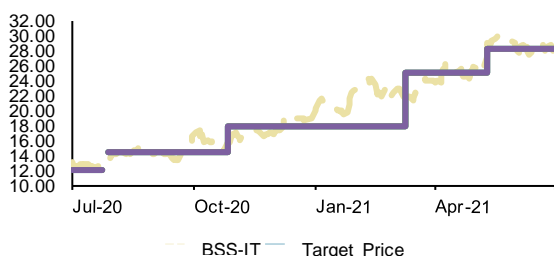


Historical recommendations and target price trend (-1Y)

Date	Rating	TP (EUR)	Mkt Price (EUR)
11-May-21	BUY	1.95	1.58
17-Mar-21	BUY	1.80	1.46
06-Nov-20	BUY	1.52	1.15
04-Aug-20	ADD	1.34	1.13

**Biesse**

Target price and market price trend (-1Y)

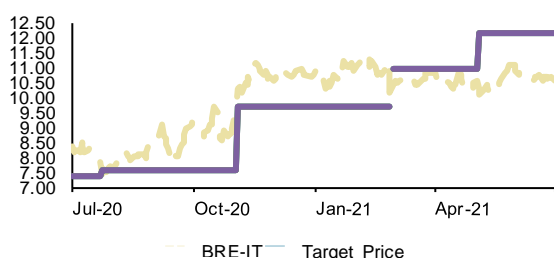


Historical recommendations and target price trend (-1Y)

Date	Rating	TP (EUR)	Mkt Price (EUR)
18-May-21	ADD	28.4	29.0
17-Mar-21	ADD	25.0	21.6
03-Nov-20	ADD	18.0	15.6
04-Aug-20	BUY	14.5	13.4
03-Aug-20	Under Review	Under Review	13.0

**Brembo**

Target price and market price trend (-1Y)

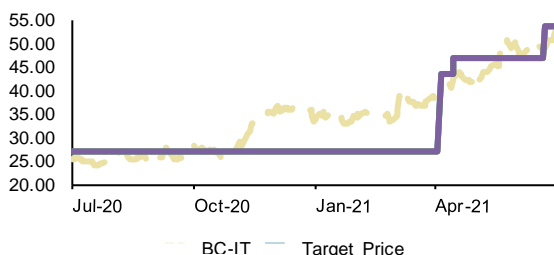


Historical recommendations and target price trend (-1Y)

Date	Rating	TP (EUR)	Mkt Price (EUR)
11-May-21	ADD	12.2	10.3
08-Mar-21	HOLD	11.0	10.5
05-Mar-21	HOLD	Under Review	10.2
10-Nov-20	HOLD	9.7	10.3
30-Jul-20	HOLD	7.6	7.5

**Brunello Cucinelli**

Target price and market price trend (-1Y)

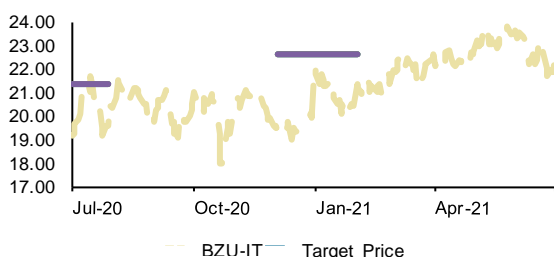


Historical recommendations and target price trend (-1Y)

Date	Rating	TP (EUR)	Mkt Price (EUR)
30-Jun-21	ADD	53.8	49.3
22-Apr-21	ADD	47.1	42.6
12-Apr-21	ADD	43.6	39.9

**Buzzi Unicem**

Target price and market price trend (-1Y)

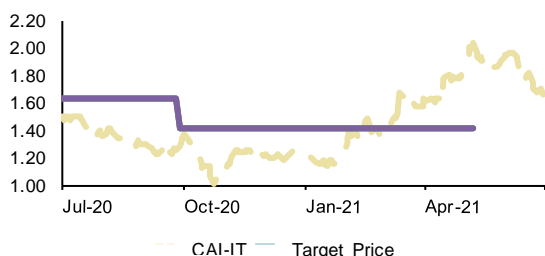


Historical recommendations and target price trend (-1Y)

Date	Rating	TP (EUR)	Mkt Price (EUR)
10-Feb-21	ADD	Under Review	21.1
10-Dec-20	ADD	22.7	19.3
05-Aug-20	ADD	Under Review	20.6

**Cairo Communication**

Target price and market price trend (-1Y)

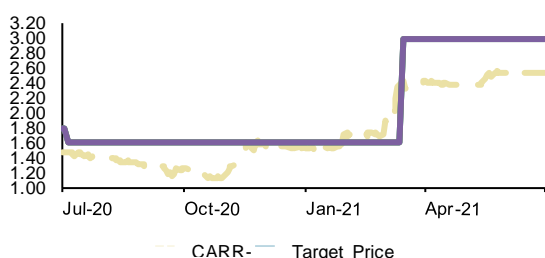


Historical recommendations and target price trend (-1Y)

Date	Rating	TP (EUR)	Mkt Price (EUR)
17-May-21	ADD	Under Review	1.98
05-Oct-20	ADD	1.41	1.28

**Carraro**

Target price and market price trend (-1Y)

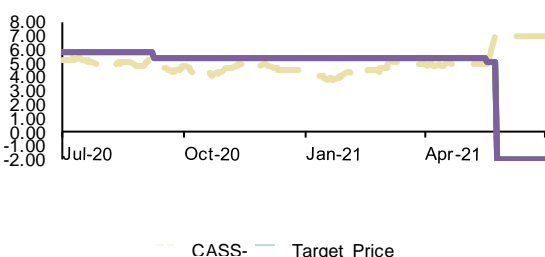


Historical recommendations and target price trend (-1Y)

Date	Rating	TP (EUR)	Mkt Price (EUR)
22-Mar-21	BUY	3.0	2.4
13-Jul-20	HOLD	1.60	1.46

**Cattolica Assicurazioni**

Target price and market price trend (-1Y)

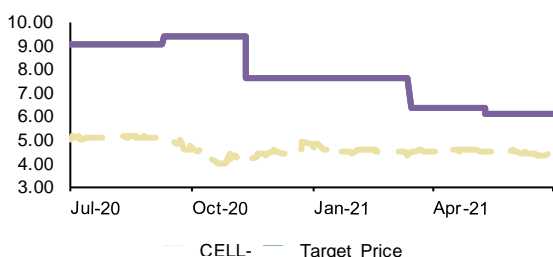


Historical recommendations and target price trend (-1Y)

Date	Rating	TP (EUR)	Mkt Price (EUR)
1-Jun-21	Tender Shares		7.0
25-May-21	HOLD	5.2	5.0
15-Sep-20	HOLD	5.4	5.1

**Cellularline**

Target price and market price trend (-1Y)



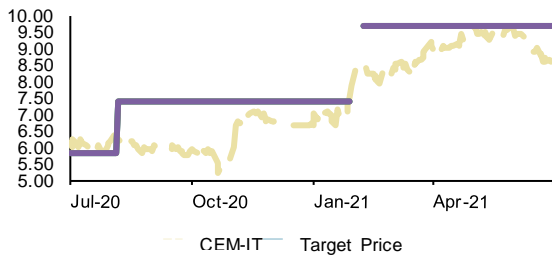
Historical recommendations and target price trend (-1Y)

Date	Rating	TP (EUR)	Mkt Price (EUR)
18-May-21	BUY	6.1	4.5
22-Mar-21	BUY	6.4	4.5
18-Nov-20	BUY	7.6	4.2
16-Sep-20	BUY	9.4	5.0



**Cementir Holding**

Target price and market price trend (-1Y)

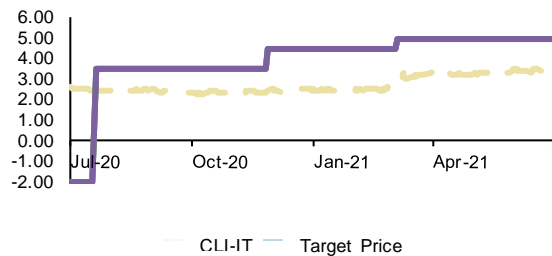


Historical recommendations and target price trend (-1Y)

Date	Rating	TP (EUR)	Mkt Price (EUR)
15-Feb-21	ADD	9.7	8.7
05-Feb-21	ADD	Under Review	7.9
13-Aug-20	ADD	7.4	6.2

**Centrale del Latte d'Italia**

Target price and market price trend (-1Y)

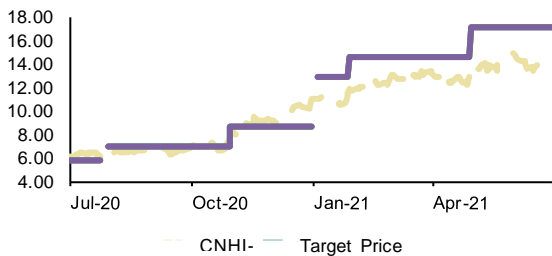


Historical recommendations and target price trend (-1Y)

Date	Rating	TP (EUR)	Mkt Price (EUR)
12-Mar-21	BUY	5.0	2.7
04-Dec-20	BUY	4.5	2.4
27-Jul-20	BUY	3.5	2.4

**CNH Industrial**

Target price and market price trend (-1Y)

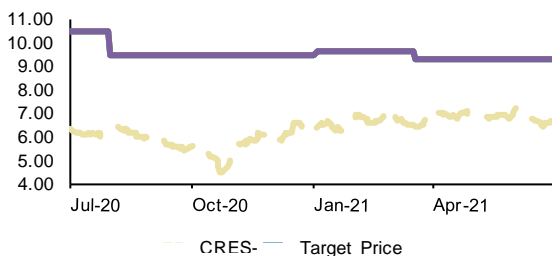


Historical recommendations and target price trend (-1Y)

Date	Rating	TP (EUR)	Mkt Price (EUR)
6-May-21	BUY	17.2	13.5
04-Feb-21	BUY	14.7	11.9
11-Jan-21	ADD	12.9	11.0
07-Jan-21	ADD	Under Review	11.0
06-Nov-20	ADD	8.7	7.9
06-Aug-20	ADD	7.0	6.3
31-Jul-20	Under Review	Under Review	5.8

**COIMA RES**

Target price and market price trend (-1Y)

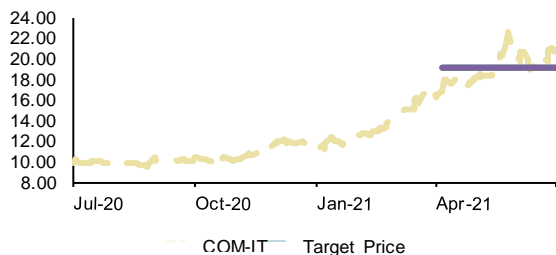


Historical recommendations and target price trend (-1Y)

Date	Rating	TP (EUR)	Mkt Price (EUR)
25-Mar-21	BUY	9.3	6.4
11-Jan-21	BUY	9.7	6.4
07-Aug-20	BUY	9.5	6.3

**Comer Industries**

Target price and market price trend (-1Y)

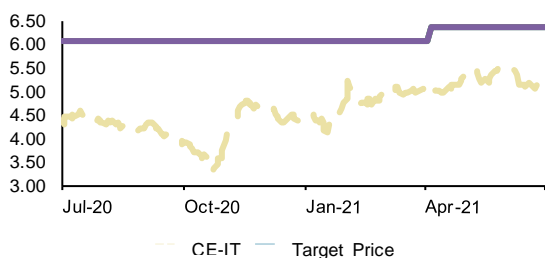


Historical recommendations and target price trend (-1Y)

Date	Rating	TP (EUR)	Mkt Price (EUR)
12-Apr-21	ADD	19.1	16.8

**Credito Emiliano**

Target price and market price trend (-1Y)

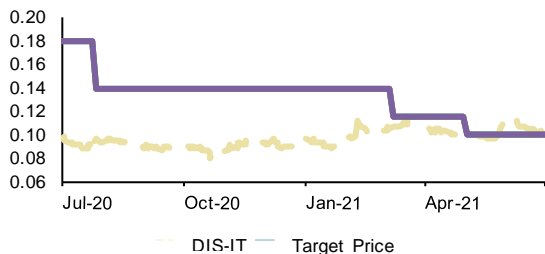


Historical recommendations and target price trend (-1Y)

Date	Rating	TP (EUR)	Mkt Price (EUR)
12-Apr-21	BUY	6.4	5.0

**d'Amico International Shipping**

Target price and market price trend (-1Y)

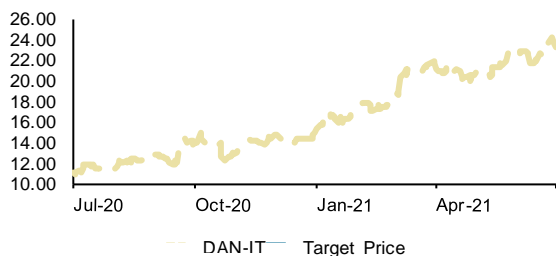


Historical recommendations and target price trend (-1Y)

Date	Rating	TP (EUR)	Mkt Price (EUR)
10-May-21	HOLD	0.10	0.10
15-Mar-21	HOLD	0.11	0.11
03-Aug-20	BUY	0.14	0.10

**Danieli**

Target price and market price trend (-1Y)

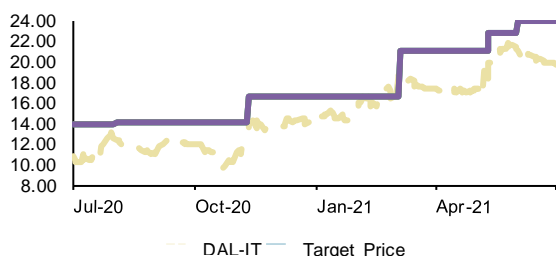


Historical recommendations and target price trend (-1Y)

Date	Rating	TP (EUR)	Mkt Price (EUR)
12-Mar-20	Under Review	Under Review	9.4

**Datalogic**

Target price and market price trend (-1Y)

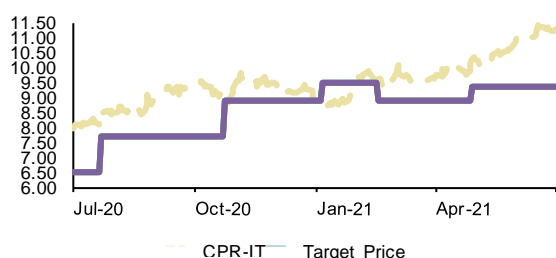


Historical recommendations and target price trend (-1Y)

Date	Rating	TP (EUR)	Mkt Price (EUR)
9-Jun-21	ADD	24.0	21.1
18-May-21	ADD	22.8	20.0
12-Mar-21	ADD	21.1	18.3
17-Nov-20	BUY	16.7	13.3
10-Aug-20	ADD	14.1	12.5

**Davide Campari**

Target price and market price trend (-1Y)

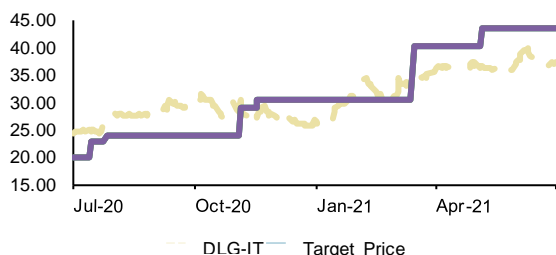


Historical recommendations and target price trend (-1Y)

Date	Rating	TP (EUR)	Mkt Price (EUR)
5-May-21	HOLD	9.4	10.3
23-Feb-21	HOLD	8.9	9.6
12-Jan-21	HOLD	9.5	8.7
30-Oct-20	HOLD	8.9	9.0
29-Jul-20	HOLD	7.7	8.7

**De' Longhi**

Target price and market price trend (-1Y)

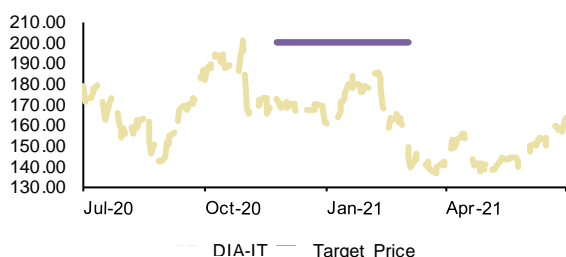


Historical recommendations and target price trend (-1Y)

Date	Rating	TP (EUR)	Mkt Price (EUR)
13-May-21	BUY	43.7	36.6
22-Mar-21	BUY	40.5	35.5
24-Nov-20	HOLD	30.7	27.1
11-Nov-20	HOLD	29.2	30.4
03-Aug-20	HOLD	24.0	27.0
21-Jul-20	HOLD	22.7	24.7

**Diasorin**

Target price and market price trend (-1Y)

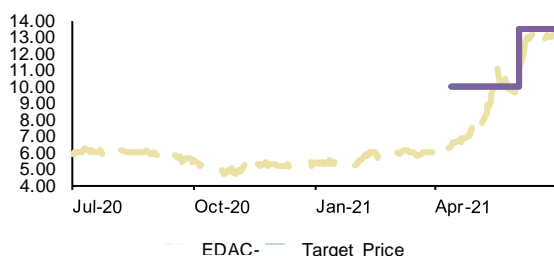


Historical recommendations and target price trend (-1Y)

Date	Rating	TP (EUR)	Mkt Price (EUR)
12-Mar-21	ADD	Under Review	139.6
01-Dec-20	ADD	200.1	172.2

**EdilziAcrobatica**

Target price and market price trend (-1Y)

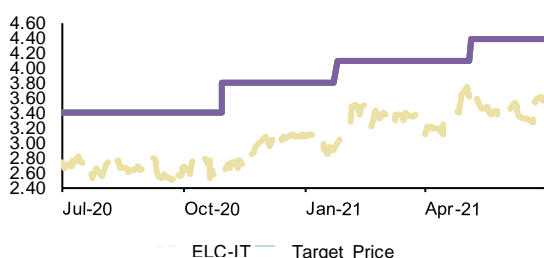


Historical recommendations and target price trend (-1Y)

Date	Rating	TP (EUR)	Mkt Price (EUR)
11-Jun-21	BUY	13.5	11.2
20-Apr-21	BUY	10.0	6.4

**Elica**

Target price and market price trend (-1Y)

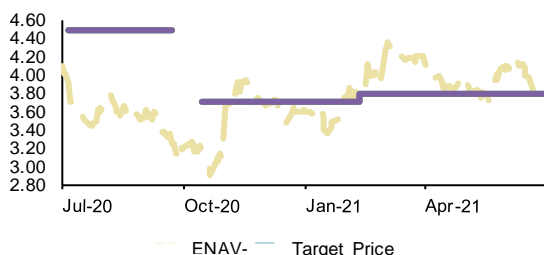


Historical recommendations and target price trend (-1Y)

Date	Rating	TP (EUR)	Mkt Price (EUR)
13-May-21	BUY	4.4	3.7
01-Feb-21	BUY	4.1	3.0
06-Nov-20	BUY	3.8	2.6
10-Aug-20	BUY	3.4	2.7

**ENAV**

Target price and market price trend (-1Y)

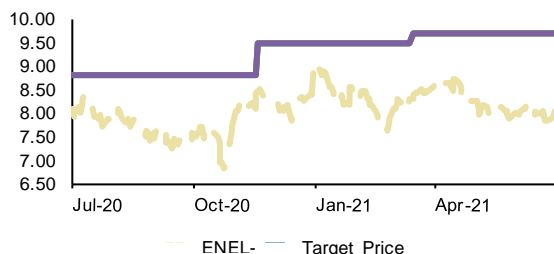


Historical recommendations and target price trend (-1Y)

Date	Rating	TP (EUR)	Mkt Price (EUR)
18-Feb-21	HOLD	3.8	3.7
22-Oct-20	ADD	3.7	3.1
30-Sep-20	Under Review	Under Review	3.2
13-Jul-20	HOLD	4.5	3.9

**Enel**

Target price and market price trend (-1Y)

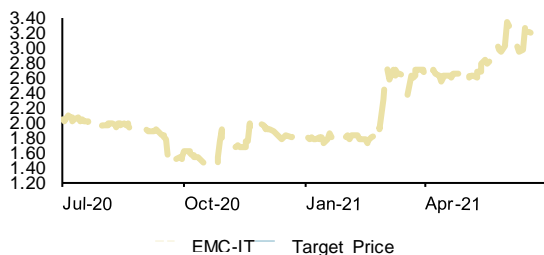


Historical recommendations and target price trend (-1Y)

Date	Rating	TP (EUR)	Mkt Price (EUR)
22-Mar-21	ADD	9.7	8.3
25-Nov-20	ADD	9.5	8.5

**Energica Motor Company**

Target price and market price trend (-1Y)

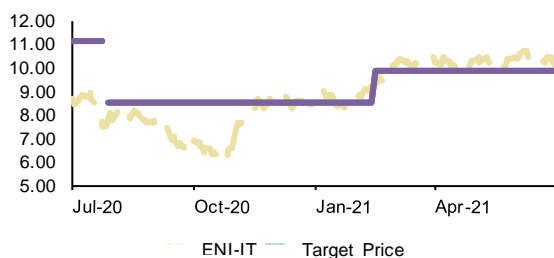


Historical recommendations and target price trend (-1Y)

Date	Rating	TP (EUR)	Mkt Price (EUR)
01-Oct-20	No Rating		1.57

**Eni**

Target price and market price trend (-1Y)

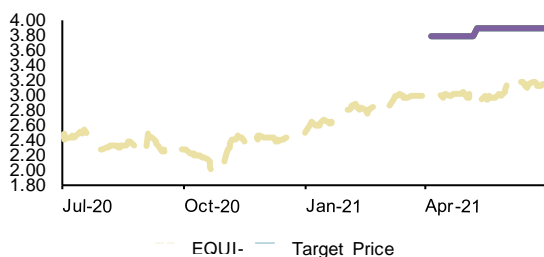


Historical recommendations and target price trend (-1Y)

Date	Rating	TP (EUR)	Mkt Price (EUR)
22-Feb-21	HOLD	9.9	9.4
04-Aug-20	HOLD	8.5	7.9
31-Jul-20	Under Review	Under Review	7.5

**Equita Group**

Target price and market price trend (-1Y)

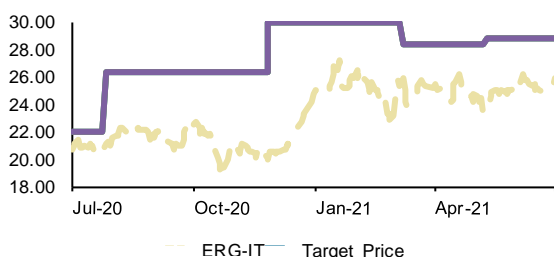


Historical recommendations and target price trend (-1Y)

Date	Rating	TP (EUR)	Mkt Price (EUR)
17-May-21	BUY	3.9	3.0
12-Apr-21	BUY	3.8	3.0

**ERG**

Target price and market price trend (-1Y)

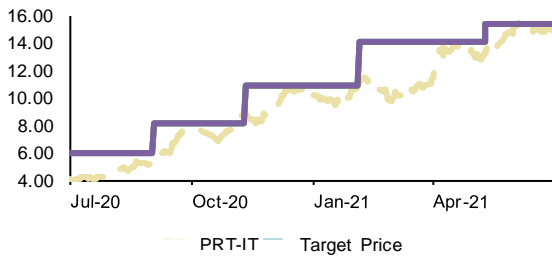


Historical recommendations and target price trend (-1Y)

Date	Rating	TP (EUR)	Mkt Price (EUR)
17-May-21	BUY	28.9	23.9
15-Mar-21	ADD	28.4	26.0
03-Dec-20	BUY	30.0	19.9
03-Aug-20	BUY	26.4	21.1

**Esprinet**

Target price and market price trend (-1Y)

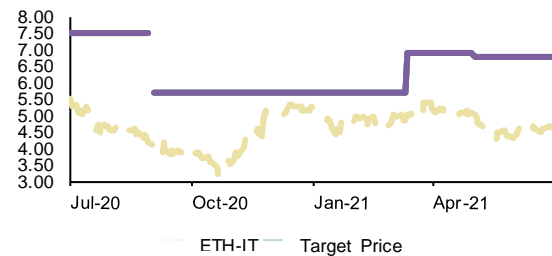


Historical recommendations and target price trend (-1Y)

Date	Rating	TP (EUR)	Mkt Price (EUR)
18-May-21	BUY	15.5	13.3
11-Feb-21	BUY	14.1	11.4
17-Nov-20	BUY	11.0	8.9
09-Sep-20	BUY	8.1	6.1

**Eurotech**

Target price and market price trend (-1Y)

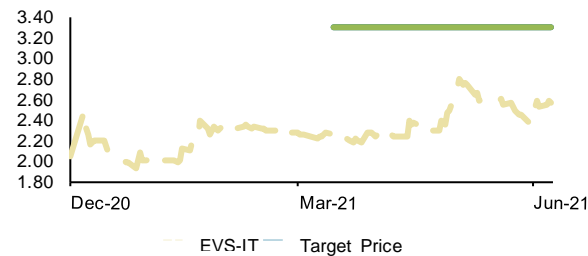


Historical recommendations and target price trend (-1Y)

Date	Rating	TP (EUR)	Mkt Price (EUR)
10-May-21	BUY	6.8	5.1
19-Mar-21	BUY	6.9	5.1
09-Sep-20	BUY	5.7	4.0
07-Sep-20	Under Review	Under Review	4.2

**eVISO**

Target price and market price trend (-1Y)

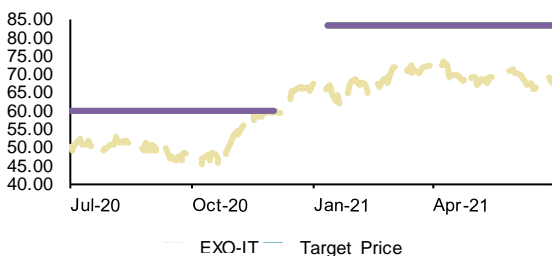


Historical recommendations and target price trend (-1Y)

Date	Rating	TP (EUR)	Mkt Price (EUR)
12-Apr-21	BUY	3.3	2.3

**EXOR**

Target price and market price trend (-1Y)

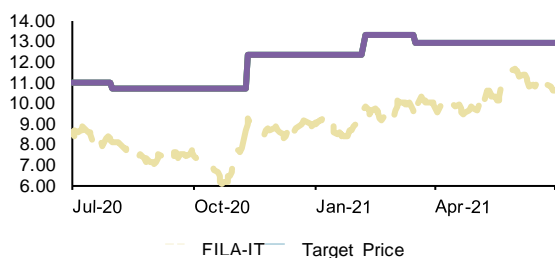


Historical recommendations and target price trend (-1Y)

Date	Rating	TP (EUR)	Mkt Price (EUR)
19-Jan-21	BUY	83.4	66.2
10-Dec-20	BUY	Under Review	60.2

**F.I.L.A.**

Target price and market price trend (-1Y)

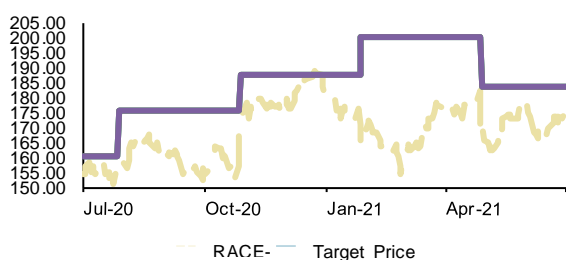


Historical recommendations and target price trend (-1Y)

Date	Rating	TP (EUR)	Mkt Price (EUR)
24-Mar-21	BUY	13.0	9.5
15-Feb-21	BUY	13.3	9.8
17-Nov-20	BUY	12.4	9.0
07-Aug-20	BUY	10.7	8.1

**Ferrari**

Target price and market price trend (-1Y)

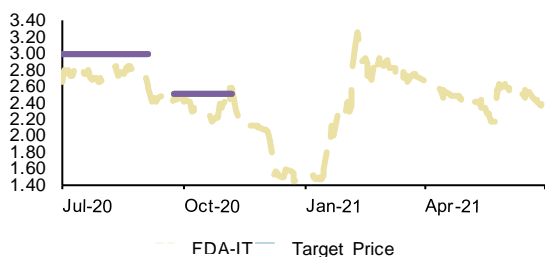


Historical recommendations and target price trend (-1Y)

Date	Rating	TP (EUR)	Mkt Price (EUR)
5-May-21	HOLD	184.0	170.7
03-Feb-21	ADD	200.4	164.9
04-Nov-20	ADD	187.5	172.2
04-Aug-20	ADD	176.0	157.8

**Fidia**

Target price and market price trend (-1Y)

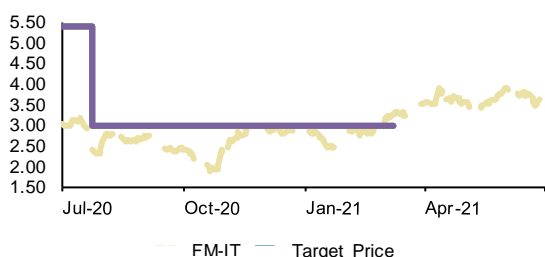


Historical recommendations and target price trend (-1Y)

Date	Rating	TP (EUR)	Mkt Price (EUR)
15-Jun-21	Suspended		2.5
16-Nov-20	Under Review	Under Review	2.3
01-Oct-20	HOLD	2.5	2.5
14-Sep-20	Under Review	Under Review	2.4

**Fiera Milano**

Target price and market price trend (-1Y)

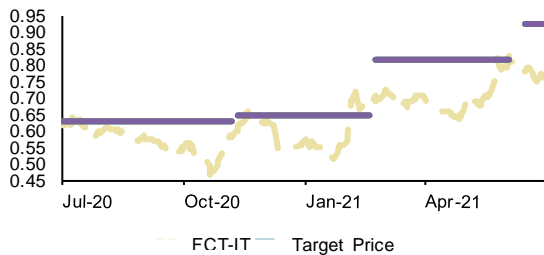


Historical recommendations and target price trend (-1Y)

Date	Rating	TP (EUR)	Mkt Price (EUR)
16-Mar-21	Under Review	Under Review	3.3
31-Jul-20	HOLD	3.0	2.4

**Fincantieri**

Target price and market price trend (-1Y)

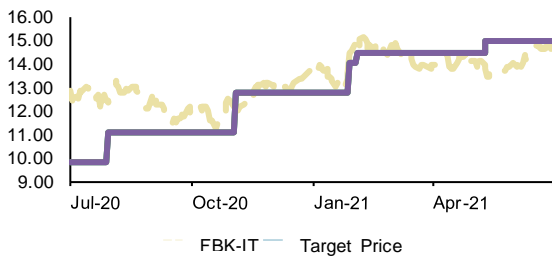


Historical recommendations and target price trend (-1Y)

Date	Rating	TP (EUR)	Mkt Price (EUR)
23-Jun-21	ADD	0.93	0.78
11-Jun-21	ADD	Under Review	0.81
02-Mar-21	ADD	0.82	0.69
26-Feb-21	Under Review	Under Review	0.69
18-Nov-20	HOLD	0.65	0.62
16-Nov-20	HOLD	Under Review	0.60

**Finecobank**

Target price and market price trend (-1Y)

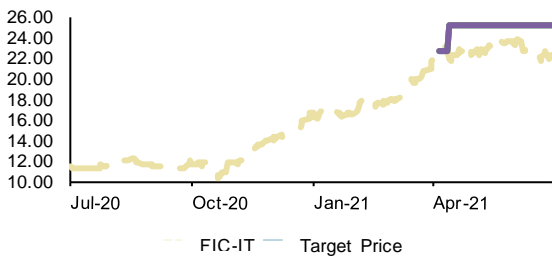


Historical recommendations and target price trend (-1Y)

Date	Rating	TP (EUR)	Mkt Price (EUR)
18-May-21	HOLD	15.0	13.8
10-Feb-21	HOLD	14.5	15.0
04-Feb-21	HOLD	14.1	14.5
10-Nov-20	HOLD	12.8	12.0
05-Aug-20	HOLD	11.1	12.5

**First Capital**

Target price and market price trend (-1Y)

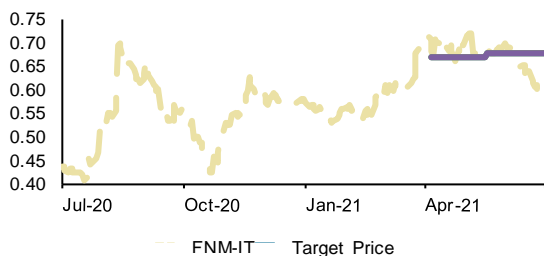


Historical recommendations and target price trend (-1Y)

Date	Rating	TP (EUR)	Mkt Price (EUR)
20-Apr-21	ADD	25.3	22.0
12-Apr-21	HOLD	22.7	22.2

**FNM**

Target price and market price trend (-1Y)



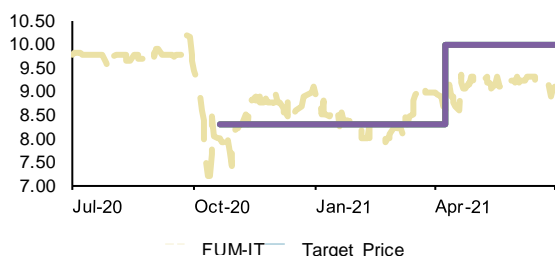
Historical recommendations and target price trend (-1Y)

Date	Rating	TP (EUR)	Mkt Price (EUR)
25-May-21	HOLD	0.68	0.69
12-Apr-21	HOLD	0.67	0.71



**Franchi Umberto Marmi**

Target price and market price trend (-1Y)

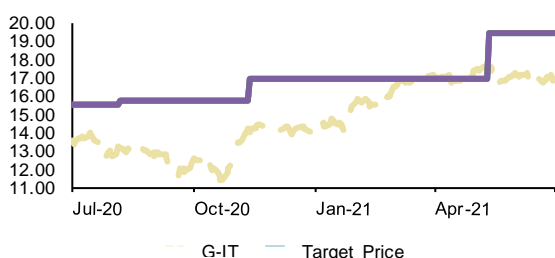


Historical recommendations and target price trend (-1Y)

Date	Rating	TP (EUR)	Mkt Price (EUR)
16-Apr-21	ADD	10.0	8.6
28-Oct-20	HOLD	8.3	8.0

**Generali**

Target price and market price trend (-1Y)

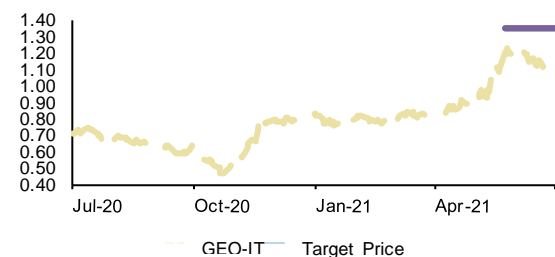


Historical recommendations and target price trend (-1Y)

Date	Rating	TP (EUR)	Mkt Price (EUR)
19-May-21	ADD	19.5	17.4
19-Nov-20	ADD	17.0	14.1
13-Aug-20	ADD	15.8	13.2

**Geox**

Target price and market price trend (-1Y)

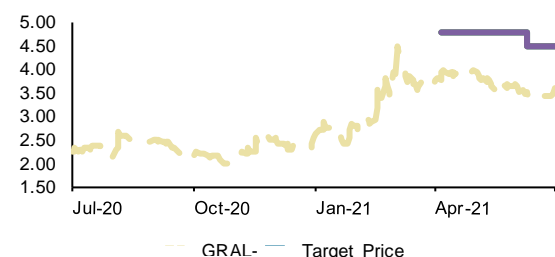


Historical recommendations and target price trend (-1Y)

Date	Rating	TP (EUR)	Mkt Price (EUR)
31-May-21	ADD	1.35	1.21

**Grifal**

Target price and market price trend (-1Y)

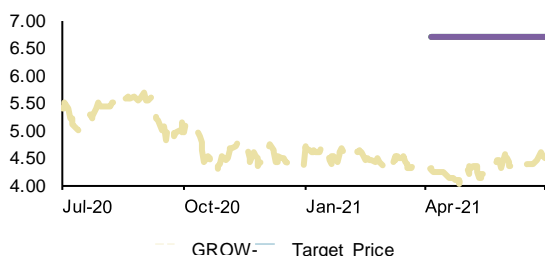


Historical recommendations and target price trend (-1Y)

Date	Rating	TP (EUR)	Mkt Price (EUR)
17-Jun-21	BUY	4.5	3.5
12-Apr-21	BUY	4.8	3.8

**Growens**

Target price and market price trend (-1Y)

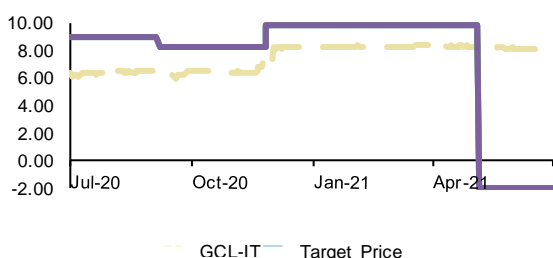


Historical recommendations and target price trend (-1Y)

Date	Rating	TP (EUR)	Mkt Price (EUR)
12-Apr-21	BUY	6.7	4.3

**Guala Closures**

Target price and market price trend (-1Y)

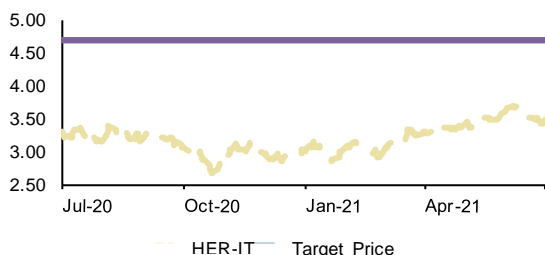


Historical recommendations and target price trend (-1Y)

Date	Rating	TP (EUR)	Mkt Price (EUR)
13-May-21	Tender Shares		8.3
03-Dec-20	BUY	9.9	7.0
14-Sep-20	BUY	8.3	6.6

**Hera**

Target price and market price trend (-1Y)

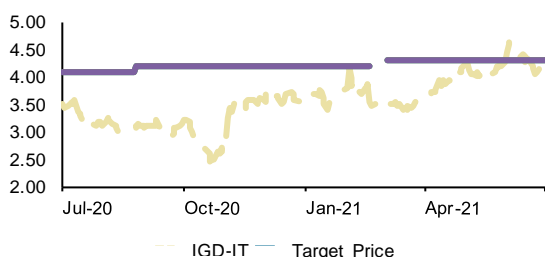


Historical recommendations and target price trend (-1Y)

Date	Rating	TP (EUR)	Mkt Price (EUR)
13-Jan-20	BUY	4.7	3.9

**IGD**

Target price and market price trend (-1Y)

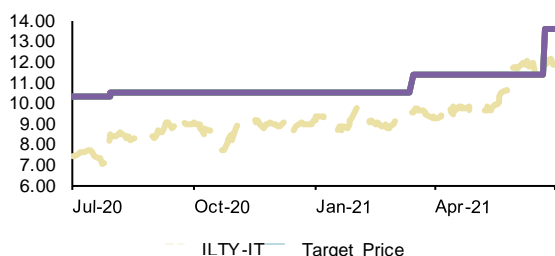


Historical recommendations and target price trend (-1Y)

Date	Rating	TP (EUR)	Mkt Price (EUR)
10-Mar-21	ADD	4.3	3.6
26-Feb-21	Under Review	Under Review	3.5
01-Sep-20	BUY	4.2	3.1

**Illimity**

Target price and market price trend (-1Y)

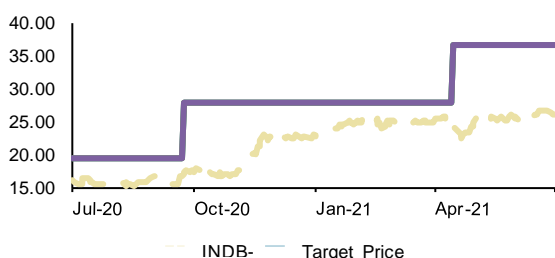


Historical recommendations and target price trend (-1Y)

Date	Rating	TP (EUR)	Mkt Price (EUR)
30-Jun-21	ADD	13.6	11.8
22-Mar-21	BUY	11.4	9.6
06-Aug-20	BUY	10.5	8.4

**Indel B**

Target price and market price trend (-1Y)

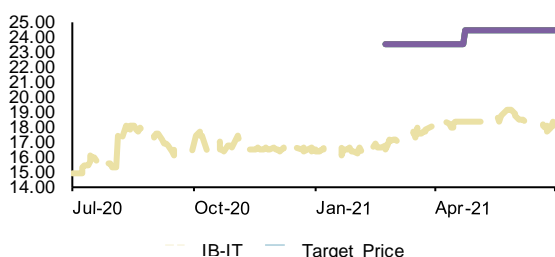


Historical recommendations and target price trend (-1Y)

Date	Rating	TP (EUR)	Mkt Price (EUR)
21-Apr-21	BUY	36.8	24.1
30-Sep-20	BUY	27.8	17.1

**Iniziativa Bresciane**

Target price and market price trend (-1Y)

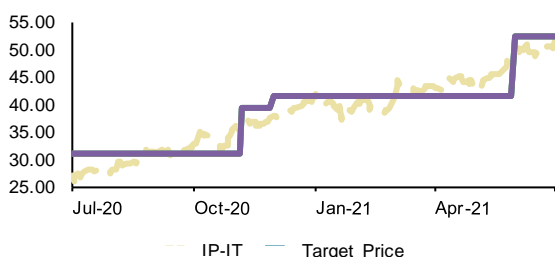


Historical recommendations and target price trend (-1Y)

Date	Rating	TP (EUR)	Mkt Price (EUR)
30-Apr-21	BUY	24.5	18.4
01-Mar-21	BUY	23.6	16.7

**Interpump Group**

Target price and market price trend (-1Y)

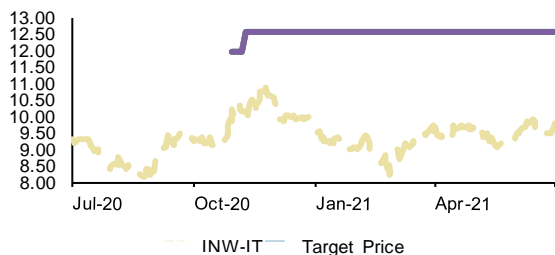


Historical recommendations and target price trend (-1Y)

Date	Rating	TP (EUR)	Mkt Price (EUR)
7-Jun-21	HOLD	52.4	50.7
07-Dec-20	ADD	41.5	38.1
13-Nov-20	ADD	39.5	35.0

**INWIT**

Target price and market price trend (-1Y)

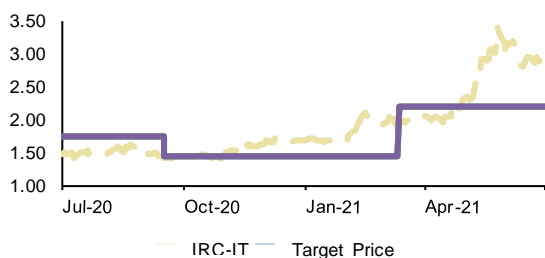


Historical recommendations and target price trend (-1Y)

Date	Rating	TP (EUR)	Mkt Price (EUR)
16-Nov-20	BUY	12.6	10.2
05-Nov-20	BUY	12.0	9.9

**Irce**

Target price and market price trend (-1Y)

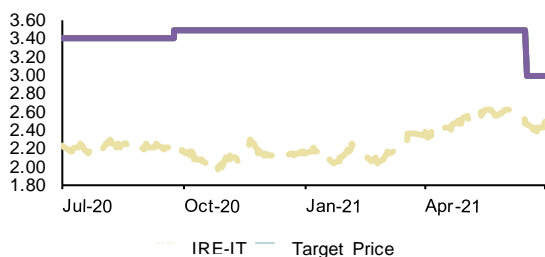


Historical recommendations and target price trend (-1Y)

Date	Rating	TP (EUR)	Mkt Price (EUR)
19-Mar-21	ADD	2.2	1.93
23-Sep-20	HOLD	1.45	1.45

**Iren**

Target price and market price trend (-1Y)

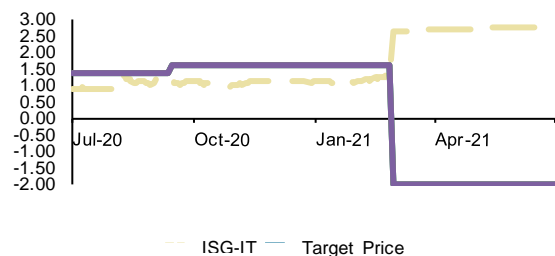


Historical recommendations and target price trend (-1Y)

Date	Rating	TP (EUR)	Mkt Price (EUR)
24-Jun-21	ADD	3.0	2.5
01-Oct-20	BUY	3.5	2.2

**Isagro**

Target price and market price trend (-1Y)



Historical recommendations and target price trend (-1Y)

Date	Rating	TP (EUR)	Mkt Price (EUR)
8-Mar-21	Tender Shares		2.7
21-Sep-20	BUY	1.61	1.09

**Italgas**

Target price and market price trend (-1Y)

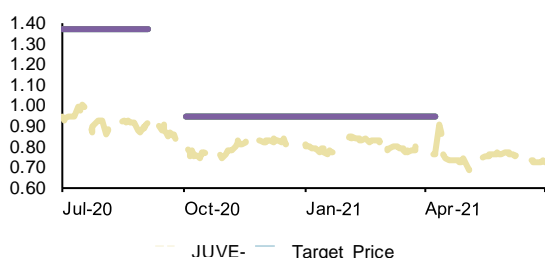


Historical recommendations and target price trend (-1Y)

Date	Rating	TP (EUR)	Mkt Price (EUR)
16-Jun-21	ADD	6.4	5.7
24-Mar-21	ADD	6.1	5.5
02-Nov-20	BUY	6.0	5.0

**Juventus FC**

Target price and market price trend (-1Y)

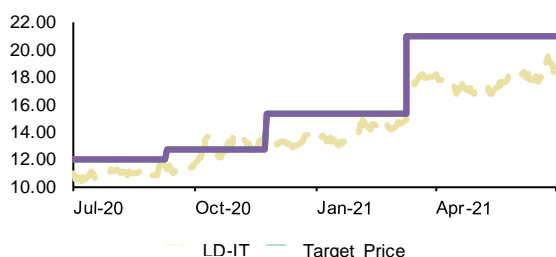


Historical recommendations and target price trend (-1Y)

Date	Rating	TP (EUR)	Mkt Price (EUR)
19-Apr-21	Under Review	Under Review	0.91
09-Oct-20	ADD	0.95	0.80
14-Sep-20	Under Review	Under Review	0.93

**La Doria**

Target price and market price trend (-1Y)

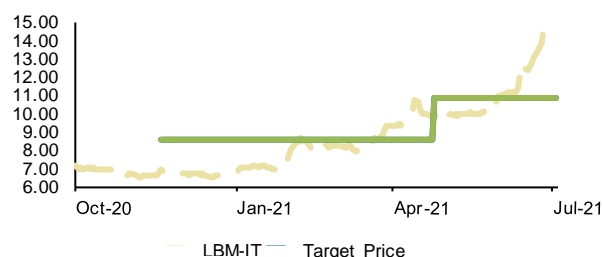


Historical recommendations and target price trend (-1Y)

Date	Rating	TP (EUR)	Mkt Price (EUR)
17-Mar-21	BUY	21.0	15.8
01-Dec-20	ADD	15.4	13.4
16-Sep-20	ADD	12.7	11.5

**Labomar**

Target price and market price trend (-1Y)

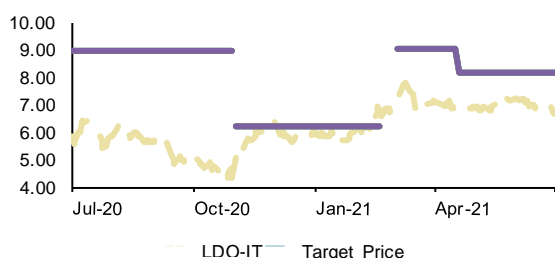


Historical recommendations and target price trend (-1Y)

Date	Rating	TP (EUR)	Mkt Price (EUR)
28-Apr-21	ADD	10.9	9.8
30-Mar-21	Under Review	8.6	9.2
23-Nov-20	BUY	8.6	7.0

**Leonardo**

Target price and market price trend (-1Y)

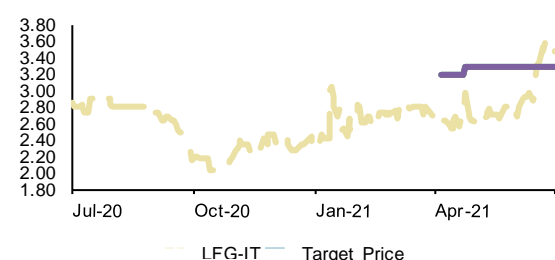


Historical recommendations and target price trend (-1Y)

Date	Rating	TP (EUR)	Mkt Price (EUR)
26-Apr-21	ADD	8.2	6.8
11-Mar-21	BUY	9.1	7.4
26-Feb-21	BUY	Under Review	6.6
09-Nov-20	BUY	6.2	5.0
06-Nov-20	BUY	Under Review	4.3

**Leone Film Group**

Target price and market price trend (-1Y)

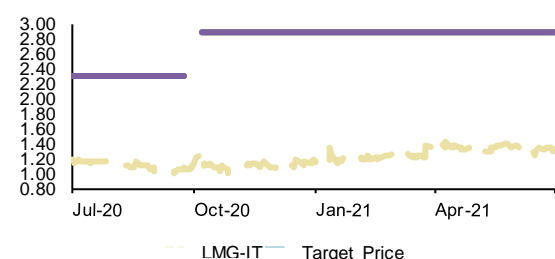


Historical recommendations and target price trend (-1Y)

Date	Rating	TP (EUR)	Mkt Price (EUR)
30-Apr-21	BUY	3.3	3.0
12-Apr-21	ADD	3.2	2.7

**Lucisano Media Group**

Target price and market price trend (-1Y)

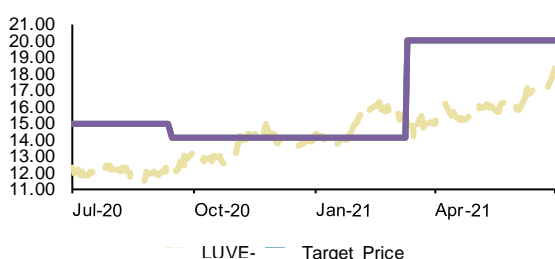


Historical recommendations and target price trend (-1Y)

Date	Rating	TP (EUR)	Mkt Price (EUR)
14-Oct-20	BUY	2.9	1.13
01-Oct-20	Under Review	Under Review	1.09

**LU-VE**

Target price and market price trend (-1Y)

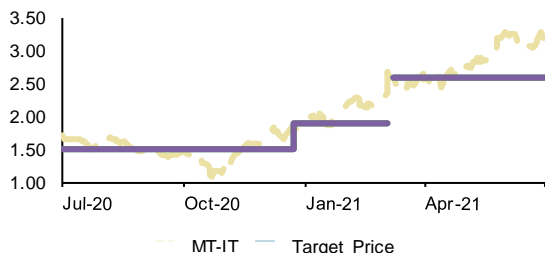


Historical recommendations and target price trend (-1Y)

Date	Rating	TP (EUR)	Mkt Price (EUR)
18-Mar-21	BUY	20.0	14.9
21-Sep-20	ADD	14.1	12.3

**Maire Tecnimont**

Target price and market price trend (-1Y)

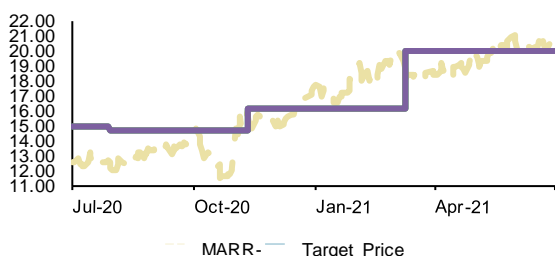


Historical recommendations and target price trend (-1Y)

Date	Rating	TP (EUR)	Mkt Price (EUR)
15-Mar-21	HOLD	2.6	2.6
11-Mar-21	HOLD	Under Review	2.7
30-Dec-20	HOLD	1.90	1.82

**MARR**

Target price and market price trend (-1Y)

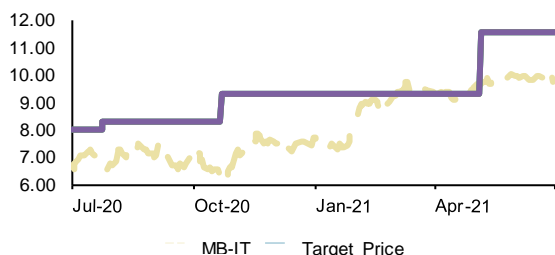


Historical recommendations and target price trend (-1Y)

Date	Rating	TP (EUR)	Mkt Price (EUR)
17-Mar-21	HOLD	20.0	18.1
18-Nov-20	HOLD	16.2	15.7
05-Aug-20	ADD	14.7	12.6

**Mediobanca**

Target price and market price trend (-1Y)

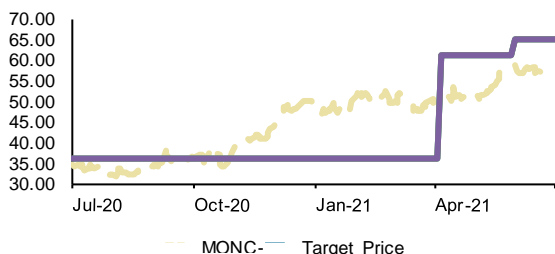


Historical recommendations and target price trend (-1Y)

Date	Rating	TP (EUR)	Mkt Price (EUR)
13-May-21	BUY	11.6	9.7
29-Oct-20	BUY	9.3	6.1
31-Jul-20	ADD	8.3	6.8

**Moncler**

Target price and market price trend (-1Y)

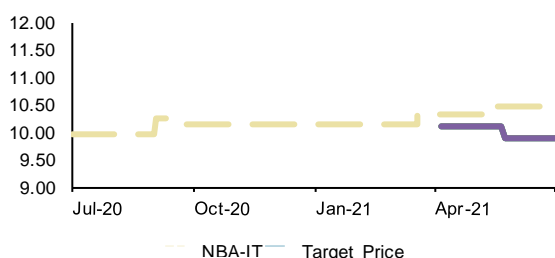


Historical recommendations and target price trend (-1Y)

Date	Rating	TP (EUR)	Mkt Price (EUR)
7-Jun-21	ADD	65.2	59.2
12-Apr-21	BUY	61.3	50.1

**NB Aurora**

Target price and market price trend (-1Y)

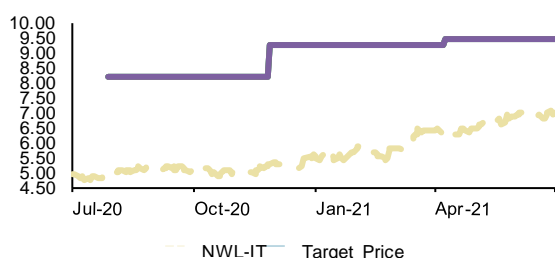


Historical recommendations and target price trend (-1Y)

Date	Rating	TP (EUR)	Mkt Price (EUR)
31-May-21	ADD	9.9	10.5
12-Apr-21	BUY	10.1	10.3

**Newlat Food**

Target price and market price trend (-1Y)

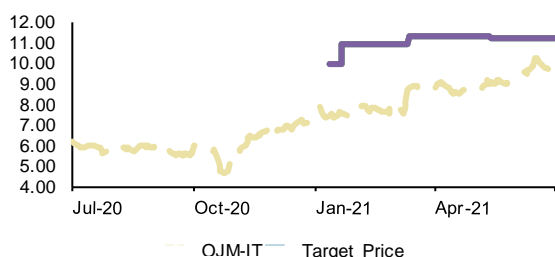


Historical recommendations and target price trend (-1Y)

Date	Rating	TP (EUR)	Mkt Price (EUR)
15-Apr-21	BUY	9.5	6.3
04-Dec-20	BUY	9.3	5.3
04-Aug-20	BUY	8.2	4.9

**Openjobmetis**

Target price and market price trend (-1Y)

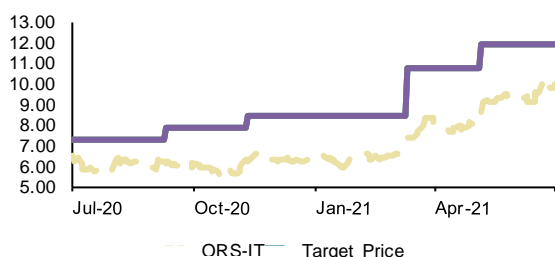


Historical recommendations and target price trend (-1Y)

Date	Rating	TP (EUR)	Mkt Price (EUR)
20-May-21	BUY	11.2	9.1
19-Mar-21	BUY	11.3	8.8
28-Jan-21	BUY	11.0	7.6
18-Jan-21	BUY	10.0	7.4

**Orsero**

Target price and market price trend (-1Y)



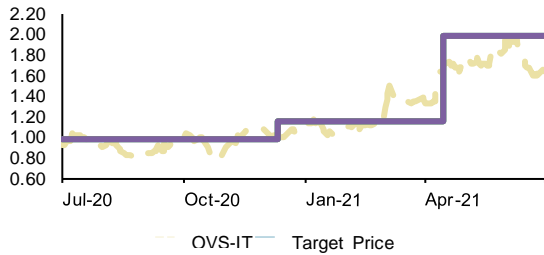
Historical recommendations and target price trend (-1Y)

Date	Rating	TP (EUR)	Mkt Price (EUR)
13-May-21	BUY	12.0	8.7
18-Mar-21	BUY	10.8	7.4
17-Nov-20	BUY	8.5	6.2
16-Sep-20	BUY	7.9	6.2



**OVS**

Target price and market price trend (-1Y)

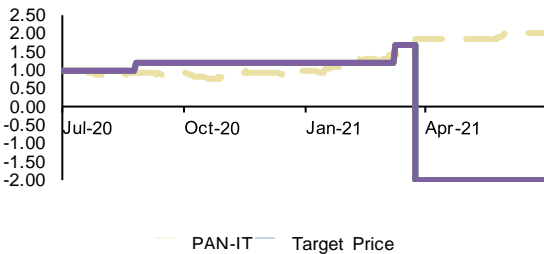


Historical recommendations and target price trend (-1Y)

Date	Rating	TP (EUR)	Mkt Price (EUR)
22-Apr-21	BUY	2.00	1.72
18-Dec-20	HOLD	1.15	1.01

**Panariagroup**

Target price and market price trend (-1Y)

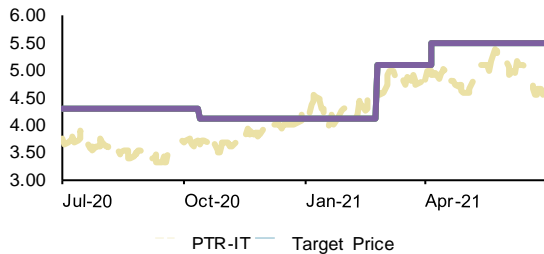


Historical recommendations and target price trend (-1Y)

Date	Rating	TP (EUR)	Mkt Price (EUR)
1-Apr-21	Tender Shares		1.83
16-Mar-21	BUY	1.70	1.42
01-Sep-20	BUY	1.18	0.93

**Pattern**

Target price and market price trend (-1Y)

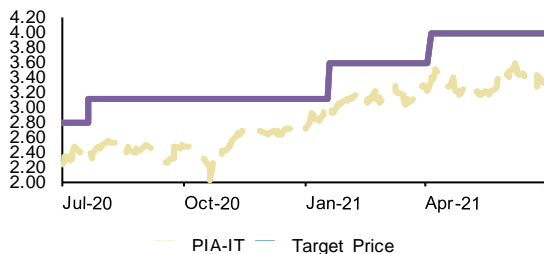


Historical recommendations and target price trend (-1Y)

Date	Rating	TP (EUR)	Mkt Price (EUR)
13-Apr-21	ADD	5.5	4.9
03-Mar-21	ADD	5.1	4.6
20-Oct-20	ADD	4.1	3.7

**Piaggio**

Target price and market price trend (-1Y)

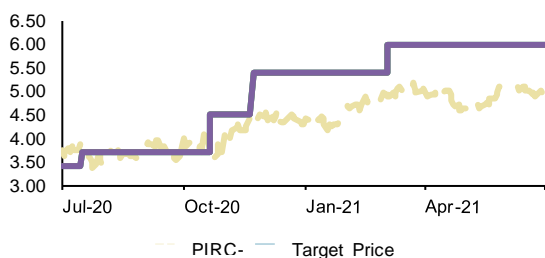


Historical recommendations and target price trend (-1Y)

Date	Rating	TP (EUR)	Mkt Price (EUR)
12-Apr-21	BUY	4.0	3.4
26-Jan-21	BUY	3.6	3.0
28-Jul-20	BUY	3.1	2.4

**Pirelli**

Target price and market price trend (-1Y)

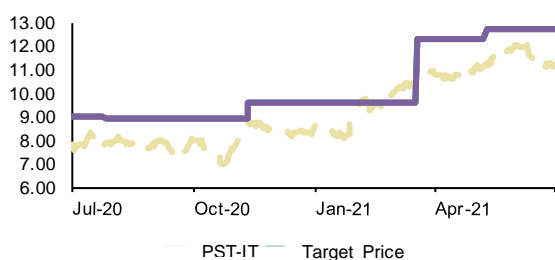


Historical recommendations and target price trend (-1Y)

Date	Rating	TP (EUR)	Mkt Price (EUR)
11-Mar-21	BUY	6.0	4.9
30-Nov-20	BUY	5.4	4.5
28-Oct-20	ADD	4.5	3.5
23-Jul-20	HOLD	3.7	3.8

**Poste Italiane**

Target price and market price trend (-1Y)

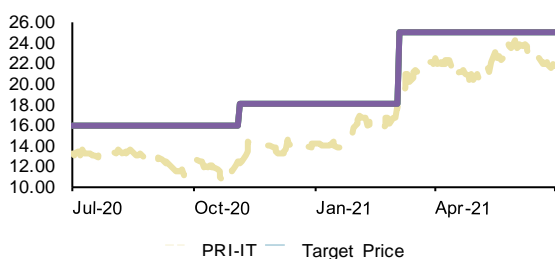


Historical recommendations and target price trend (-1Y)

Date	Rating	TP (EUR)	Mkt Price (EUR)
17-May-21	ADD	12.8	11.3
25-Mar-21	ADD	12.3	10.5
18-Nov-20	ADD	9.7	8.9
03-Aug-20	ADD	9.0	7.9

**Prima Industrie**

Target price and market price trend (-1Y)

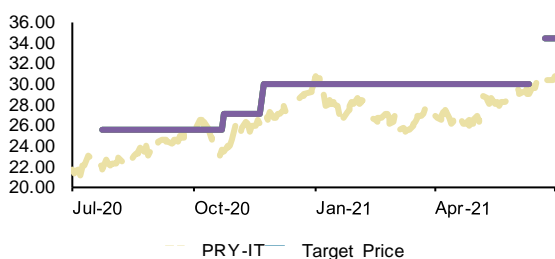


Historical recommendations and target price trend (-1Y)

Date	Rating	TP (EUR)	Mkt Price (EUR)
12-Mar-21	BUY	25.0	18.0
11-Nov-20	BUY	18.0	12.4

**Prysmian**

Target price and market price trend (-1Y)

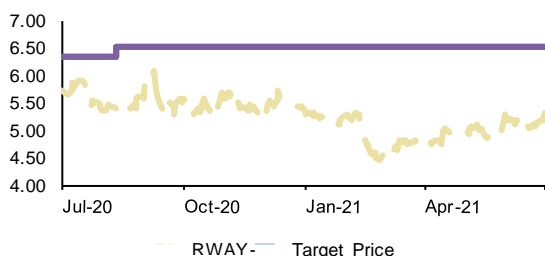


Historical recommendations and target price trend (-1Y)

Date	Rating	TP (EUR)	Mkt Price (EUR)
30-Jun-21	ADD	34.5	30.2
21-Jun-21	ADD	Under Review	29.8
30-Nov-20	ADD	30.1	27.4
30-Oct-20	ADD	27.2	23.3
31-Jul-20	ADD	25.5	21.6

**Rai Way**

Target price and market price trend (-1Y)

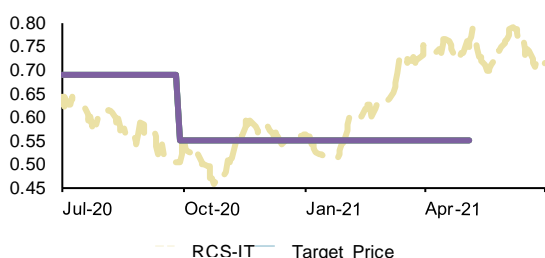


Historical recommendations and target price trend (-1Y)

Date	Rating	TP (EUR)	Mkt Price (EUR)
18-Aug-20	BUY	6.5	5.5

**RCS Mediagroup**

Target price and market price trend (-1Y)

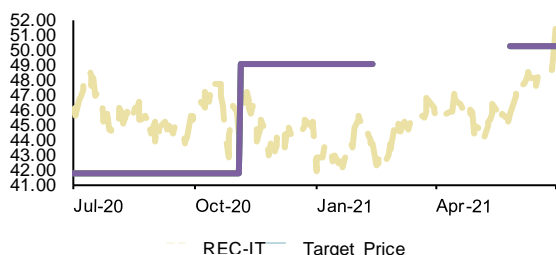


Historical recommendations and target price trend (-1Y)

Date	Rating	TP (EUR)	Mkt Price (EUR)
12-May-21	HOLD	Under Review	0.76
05-Oct-20	HOLD	0.55	0.51

**Recordati**

Target price and market price trend (-1Y)

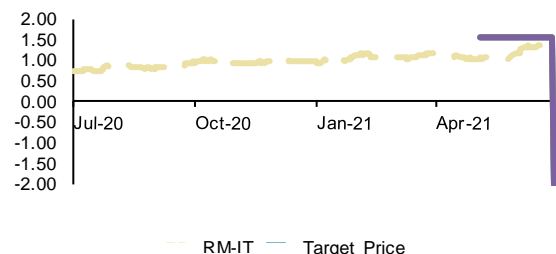


Historical recommendations and target price trend (-1Y)

Date	Rating	TP (EUR)	Mkt Price (EUR)
3-Jun-21	HOLD	50.3	45.7
22-Feb-21	HOLD	Under Review	42.3
11-Nov-20	HOLD	49.1	45.6

**Reno De Medici**

Target price and market price trend (-1Y)

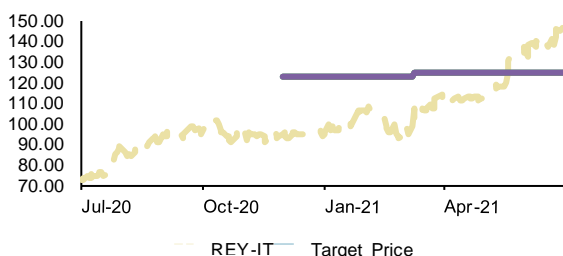


Historical recommendations and target price trend (-1Y)

Date	Rating	TP (EUR)	Mkt Price (EUR)
6-Jul-21	Tender Shares		1.44
11-May-21	BUY	1.55	1.03

Reply

Target price and market price trend (-1Y)

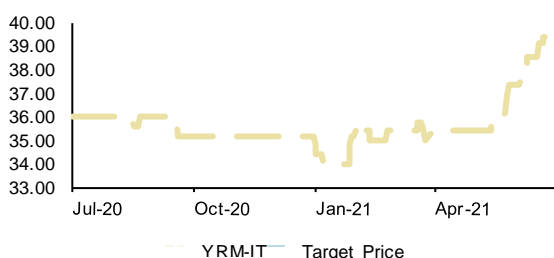


Historical recommendations and target price trend (-1Y)

Date	Rating	TP (EUR)	Mkt Price (EUR)
16-Mar-21	BUY	124.8	107.1
07-Dec-20	BUY	123.4	94.5

Rosetti Marino

Target price and market price trend (-1Y)

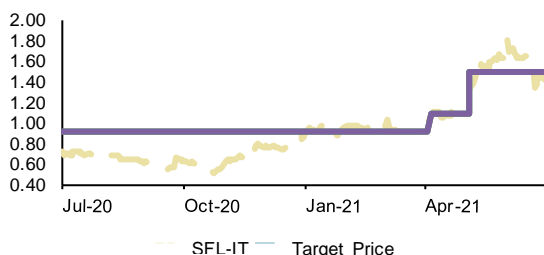


Historical recommendations and target price trend (-1Y)

Date	Rating	TP (EUR)	Mkt Price (EUR)
2-Apr-15	No Rating		36.6

Safilo Group

Target price and market price trend (-1Y)

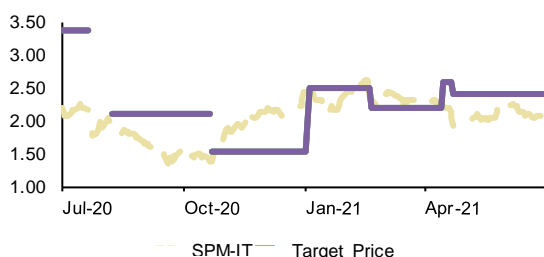


Historical recommendations and target price trend (-1Y)

Date	Rating	TP (EUR)	Mkt Price (EUR)
12-May-21	BUY	1.50	1.33
12-Apr-21	HOLD	1.10	1.07

Saipem

Target price and market price trend (-1Y)

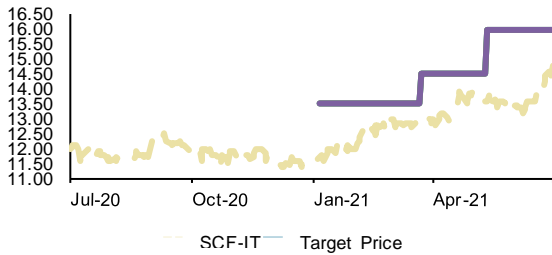


Historical recommendations and target price trend (-1Y)

Date	Rating	TP (EUR)	Mkt Price (EUR)
29-Apr-21	ADD	2.4	1.94
21-Apr-21	ADD	2.6	2.2
26-Feb-21	HOLD	2.2	2.3
11-Jan-21	HOLD	2.5	2.4
29-Oct-20	HOLD	1.53	1.39
28-Oct-20	Under Review	Under Review	1.41
14-Aug-20	HOLD	2.1	1.94
29-Jul-20	Under Review	Under Review	1.96

**Salcef Group**

Target price and market price trend (-1Y)

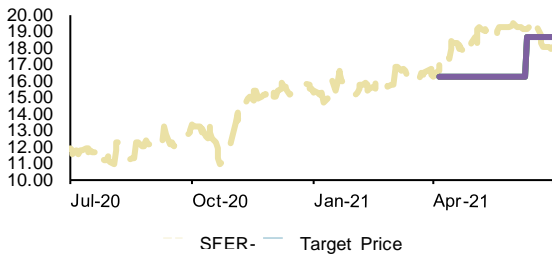


Historical recommendations and target price trend (-1Y)

Date	Rating	TP (EUR)	Mkt Price (EUR)
19-May-21	ADD	16.0	13.6
30-Mar-21	ADD	14.5	13.0
12-Jan-21	ADD	13.5	11.7

**Salvatore Ferragamo**

Target price and market price trend (-1Y)

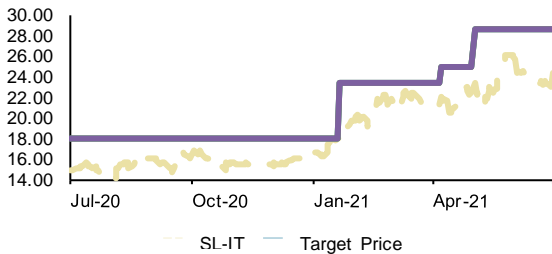


Historical recommendations and target price trend (-1Y)

Date	Rating	TP (EUR)	Mkt Price (EUR)
18-Jun-21	HOLD	18.7	19.1
12-Apr-21	HOLD	16.3	16.7

**Sanlorenzo**

Target price and market price trend (-1Y)

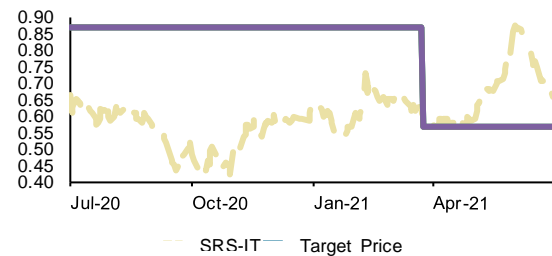


Historical recommendations and target price trend (-1Y)

Date	Rating	TP (EUR)	Mkt Price (EUR)
10-May-21	BUY	28.6	23.5
14-Apr-21	ADD	25.0	22.1
27-Jan-21	BUY	23.5	18.0
29-Sep-20	ADD	18.0	16.3

**Saras**

Target price and market price trend (-1Y)

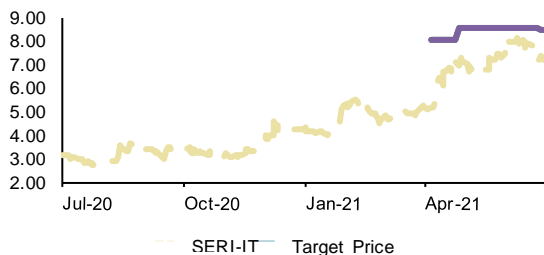


Historical recommendations and target price trend (-1Y)

Date	Rating	TP (EUR)	Mkt Price (EUR)
31-Mar-21	HOLD	0.57	0.58

**Seri Industrial**

Target price and market price trend (-1Y)

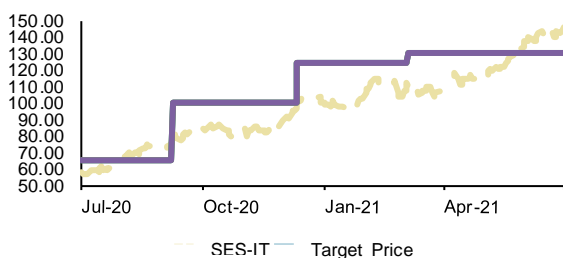


Historical recommendations and target price trend (-1Y)

Date	Rating	TP (EUR)	Mkt Price (EUR)
5-Jul-21	BUY	8.5	7.4
03-May-21	BUY	8.6	7.0
12-Apr-21	BUY	8.1	5.2

**SeSa**

Target price and market price trend (-1Y)

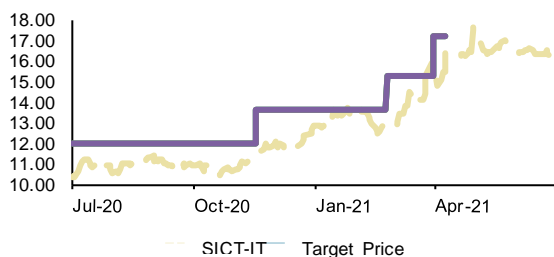


Historical recommendations and target price trend (-1Y)

Date	Rating	TP (EUR)	Mkt Price (EUR)
12-Mar-21	BUY	130.4	110.8
18-Dec-20	BUY	125.0	100.2
15-Sep-20	BUY	100.7	80.0

**SICIT Group**

Target price and market price trend (-1Y)

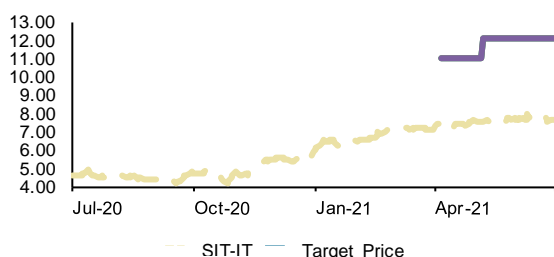


Historical recommendations and target price trend (-1Y)

Date	Rating	TP (EUR)	Mkt Price (EUR)
16-Apr-21	Suspended		16.6
07-Apr-21	ADD	17.2	15.9
03-Mar-21	ADD	15.3	13.0
24-Nov-20	BUY	13.7	11.4

**SIT**

Target price and market price trend (-1Y)

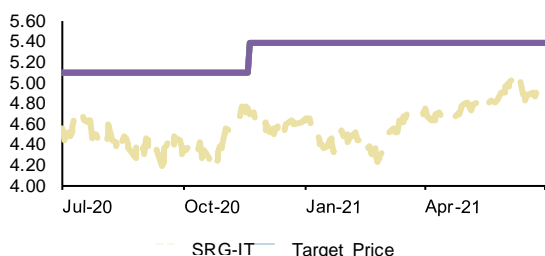


Historical recommendations and target price trend (-1Y)

Date	Rating	TP (EUR)	Mkt Price (EUR)
14-May-21	BUY	12.1	7.6
12-Apr-21	BUY	11.1	7.5

**Snam**

Target price and market price trend (-1Y)



Historical recommendations and target price trend (-1Y)

Date	Rating	TP (EUR)	Mkt Price (EUR)
26-Nov-20	ADD	5.4	4.7

**Sogefi**

Target price and market price trend (-1Y)

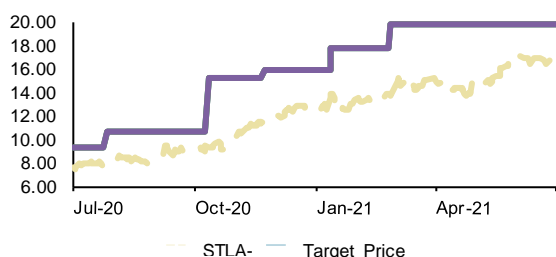


Historical recommendations and target price trend (-1Y)

Date	Rating	TP (EUR)	Mkt Price (EUR)
1-Mar-21	HOLD	1.42	1.35
26-Oct-20	HOLD	1.05	0.94
29-Jul-20	HOLD	0.97	0.90
28-Jul-20	HOLD	Under Review	0.89

**Stellantis**

Target price and market price trend (-1Y)

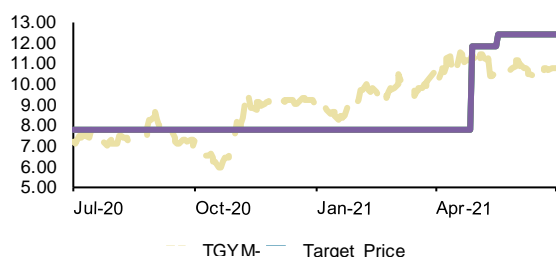


Historical recommendations and target price trend (-1Y)

Date	Rating	TP (EUR)	Mkt Price (EUR)
4-Mar-21	BUY	19.9	13.8
19-Jan-21	BUY	17.8	13.9
30-Nov-20	BUY	16.0	11.4
19-Oct-20	BUY	15.3	9.4
03-Aug-20	BUY	10.7	7.9

**Technogym**

Target price and market price trend (-1Y)

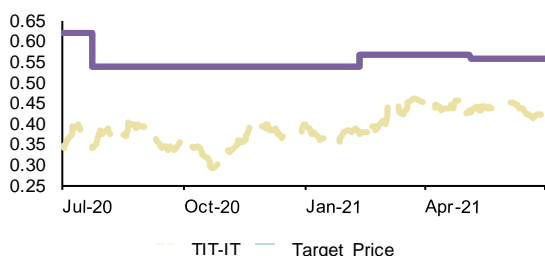


Historical recommendations and target price trend (-1Y)

Date	Rating	TP (EUR)	Mkt Price (EUR)
25-May-21	ADD	12.4	10.4
05-May-21	HOLD	11.9	11.4

**Telecom Italia**

Target price and market price trend (-1Y)

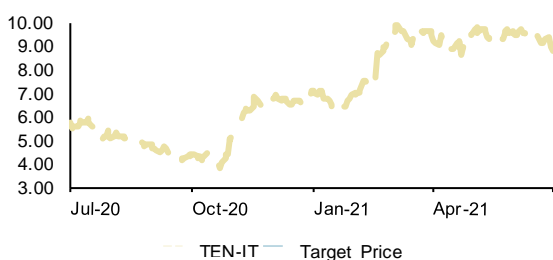


Historical recommendations and target price trend (-1Y)

Date	Rating	TP (EUR)	Mkt Price (EUR)
13-May-21	BUY	0.56	0.43
18-Feb-21	BUY	0.57	0.38
31-Jul-20	BUY	0.54	0.34

**Tenaris**

Target price and market price trend (-1Y)

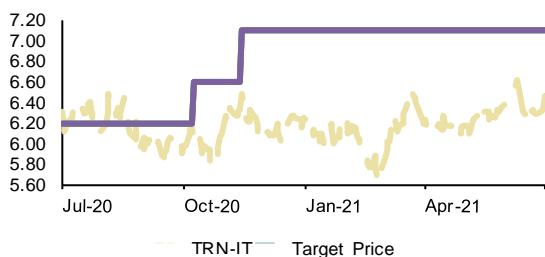


Historical recommendations and target price trend (-1Y)

Date	Rating	TP (EUR)	Mkt Price (EUR)
31-Oct-19	Under Review	Under Review	9.1

**Terna**

Target price and market price trend (-1Y)

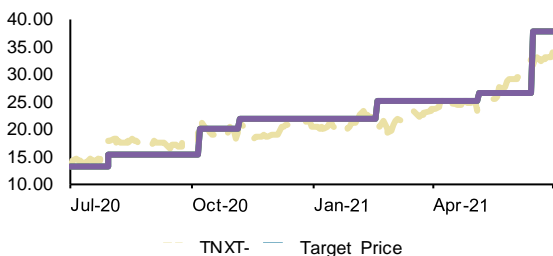


Historical recommendations and target price trend (-1Y)

Date	Rating	TP (EUR)	Mkt Price (EUR)
20-Nov-20	ADD	7.1	6.5
15-Oct-20	ADD	6.6	6.0

**Tinexta**

Target price and market price trend (-1Y)



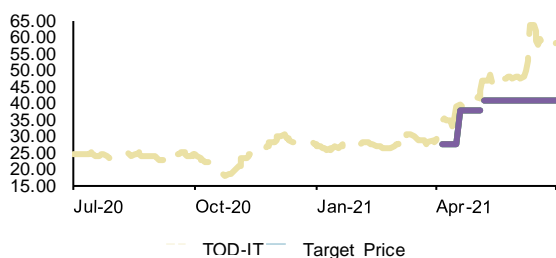
Historical recommendations and target price trend (-1Y)

Date	Rating	TP (EUR)	Mkt Price (EUR)
22-Jun-21	ADD	38.0	32.4
13-May-21	ADD	26.7	23.5
25-Feb-21	ADD	25.0	21.3
13-Nov-20	ADD	22.0	21.2
14-Oct-20	ADD	20.0	19.6
06-Aug-20	HOLD	15.2	18.0



**Tod's Group**

Target price and market price trend (-1Y)

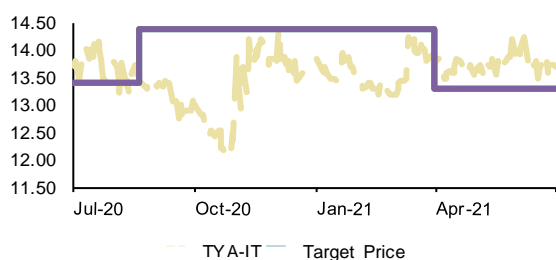


Historical recommendations and target price trend (-1Y)

Date	Rating	TP (EUR)	Mkt Price (EUR)
14-May-21	HOLD	40.7	47.0
13-May-21	HOLD	Under Review	47.0
26-Apr-21	HOLD	37.7	39.9
12-Apr-21	REDUCE	27.4	33.0

**Toscana Aeroporti**

Target price and market price trend (-1Y)

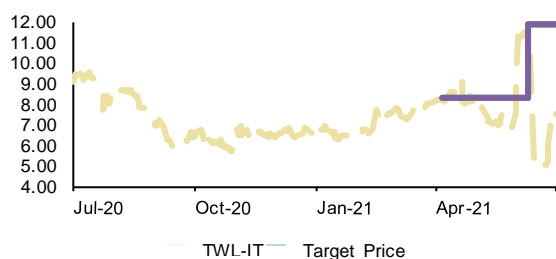


Historical recommendations and target price trend (-1Y)

Date	Rating	TP (EUR)	Mkt Price (EUR)
7-Apr-21	HOLD	13.3	13.9
27-Aug-20	HOLD	14.4	13.4

**TraWell**

Target price and market price trend (-1Y)

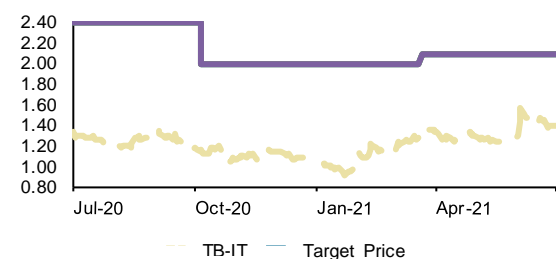


Historical recommendations and target price trend (-1Y)

Date	Rating	TP (EUR)	Mkt Price (EUR)
17-Jun-21	ADD	11.9	10.5
12-Apr-21	HOLD	8.3	8.2

**Triboo**

Target price and market price trend (-1Y)

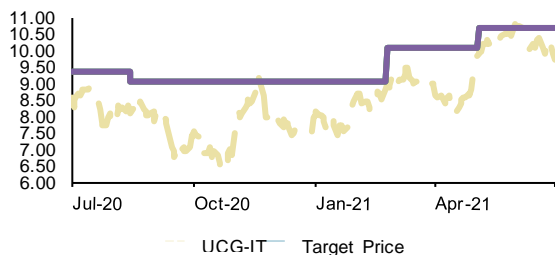


Historical recommendations and target price trend (-1Y)

Date	Rating	TP (EUR)	Mkt Price (EUR)
29-Mar-21	BUY	2.1	1.25
13-Oct-20	BUY	2.00	1.17

**Unicredit**

Target price and market price trend (-1Y)

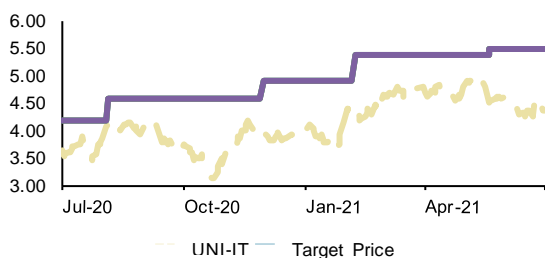


Historical recommendations and target price trend (-1Y)

Date	Rating	TP (EUR)	Mkt Price (EUR)
11-May-21	ADD	10.7	9.9
03-Mar-21	ADD	10.1	9.0
21-Aug-20	ADD	9.1	8.1

**Unipol**

Target price and market price trend (-1Y)

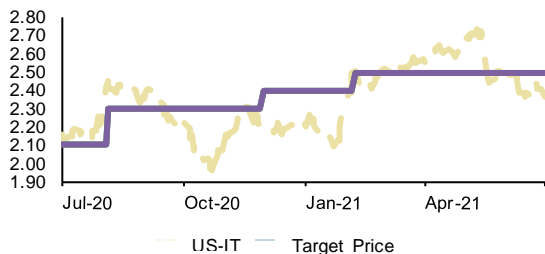


Historical recommendations and target price trend (-1Y)

Date	Rating	TP (EUR)	Mkt Price (EUR)
27-May-21	BUY	5.5	4.6
15-Feb-21	BUY	5.4	4.4
07-Dec-20	BUY	4.9	3.9
11-Aug-20	BUY	4.6	4.1

**UnipolSai**

Target price and market price trend (-1Y)

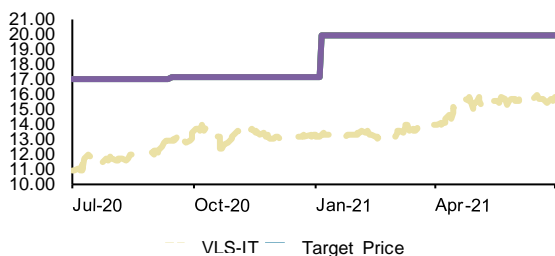


Historical recommendations and target price trend (-1Y)

Date	Rating	TP (EUR)	Mkt Price (EUR)
15-Feb-21	HOLD	2.5	2.5
07-Dec-20	HOLD	2.4	2.2
11-Aug-20	HOLD	2.3	2.5

**Valsoia**

Target price and market price trend (-1Y)

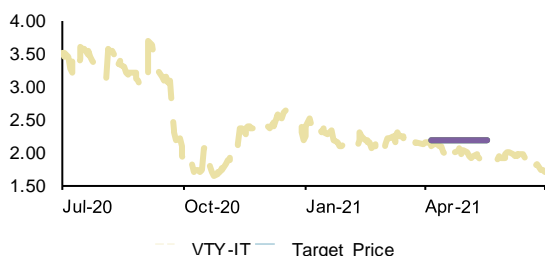


Historical recommendations and target price trend (-1Y)

Date	Rating	TP (EUR)	Mkt Price (EUR)
12-Jan-21	BUY	20.0	13.4
21-Sep-20	BUY	17.2	13.0

**Vetrya**

Target price and market price trend (-1Y)

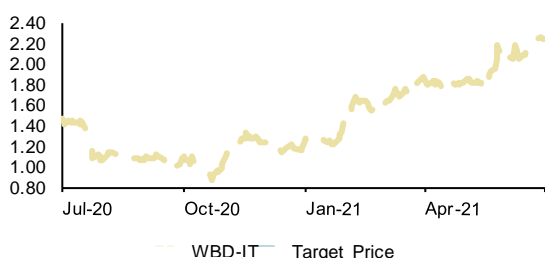


Historical recommendations and target price trend (-1Y)

Date	Rating	TP (EUR)	Mkt Price (EUR)
26-May-21	Suspended		1.90
12-Apr-21	HOLD	2.2	2.1

**Webuild**

Target price and market price trend (-1Y)

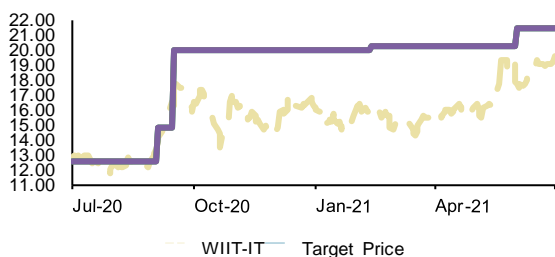


Historical recommendations and target price trend (-1Y)

Date	Rating	TP (EUR)	Mkt Price (EUR)
25-Jul-19	No Rating		1.69

**Wiii**

Target price and market price trend (-1Y)

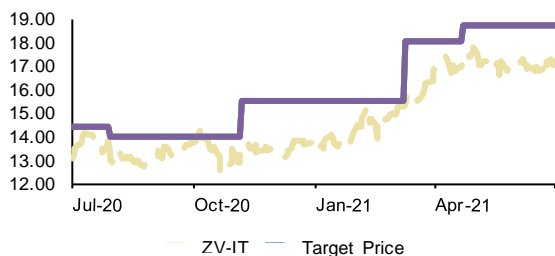


Historical recommendations and target price trend (-1Y)

Date	Rating	TP (EUR)	Mkt Price (EUR)
9-Jun-21	BUY	21.5	17.8
19-Feb-21	BUY	20.3	15.9
22-Sep-20	BUY	20.0	16.3
10-Sep-20	ADD	14.9	14.0

**Zignago Vetro**

Target price and market price trend (-1Y)



Historical recommendations and target price trend (-1Y)

Date	Rating	TP (EUR)	Mkt Price (EUR)
29-Apr-21	ADD	18.8	17.2
16-Mar-21	ADD	18.1	15.4
13-Nov-20	ADD	15.5	13.0
05-Aug-20	HOLD	14.0	13.4

